



ILLUSTRATED PARTS CATALOG

Edition 2 – Revision 0 – Aug 2012

FACTORY	DEALERSHIP
<p>ULTRAMAGIC, S.A. Aeròdrom Igualada – Òdena, s/n 08700 Igualada (BCN – Spain) Phone (+34)93.804.22.02 – Fax (+34) 93.803.56.04 Spares Order: gestio@ultramagic.com Technical Office: techinfo@ultramagic.com</p>	

INTRODUCTION

This Ultramagic Balloons Parts Catalogue has been designed to enable an easy identification of the spare parts that you may need for your Ultramagic Balloon. Parts must be always fitted in accordance with the appropriate Maintenance Manual, which can be downloaded from the Ultramagic website (www.ultramagic.com). The authorisation to carry out work on your balloon is given in any case by the Local Civil Aviation Authority according to the regulation applicable. However should you have any queries whatsoever then please contact your dealer or the Ultramagic Factory.

Each item in this catalogue has a dedicated Catalogue number and where required, a **Part Number (P/N)**. These numbers should always be quoted when ordering. If you require an item which is not included in this catalogue, then please contact your dealer or the factory for further assistance. Always use the part number when ordering, quoting also the **model/type** of equipment and **serial number**.

Important notice: This catalogue and its illustrations/pictures have been compiled for the sole purpose to assist on the **identification and ordering** of spare parts and accessories. Figures or pictures are not to scale. Ultramagic does not accept responsibility for the incorrect identification of parts, and reserve the right to change, substitute or delete parts identified in this catalogue without prior notice. Certain parts shown may have to be ordered especially and may not be held in **stock**.




For all airborne parts designed and manufactured by Ultramagic, an **Authorized Release Certificate (EASA Form 1)** will be issued. According to the Notice of Proposed Amendment (NPA) No. 2007-03, all raw materials and standard parts provided by Ultramagic, SA intended for airborne use as part of a type-certificated product will be delivered with a **Conformity Certificate**, as they are out of the scope of the Authorised Release Certificates. Form 1 is not exigible for standard parts to be used in maintenance tasks, according with MA.501 and 21A.307.

The mentioned Conformity Certificate will be issued under the approved procedures of the Ultramagic Production Organisation. Certificates will be delivered together with the invoice, unless otherwise specified.

Certain items may only be available under special order or to approved repair stations.

Refer to the following information for a complete comprehension of the Catalogue.

SYMBOLS AND ACRONIMS

-  Assembly
-  Part may require adjustment before or at assembling
-  Part replacement 'on condition'

* Symbols above are used as guidance only. Handling and fitting of the parts must always be carried out in accordance to the latest approved Maintenance Manual, which always takes precedence to this IPC.

POA	Price on Application
ASSY	Assembly
LH	Left Hand (considering pilot position – reading of instruments)
RH	Right Hand (considering pilot position – reading of instruments)
FDS	Fast Deflate System
ST STL	Stainless Steel
NPT	National Pipe Taper (Conical thread)
BSP	British Standard Pipe (Parallel, Cylindrical thread)
STD	Standard
m	Meter
lm	Lineal Meter (used for fabrics), independent to the roll width (usually 1.50m)
u	Unit
QUAD	Quadruple (Burner)
REF	Refer to

SUMMARY



SECTION 1. Envelopes



SECTION 2. Burners

A: MK-21

B: MK-10

C: BMK-008 Powerplus Sport

D: BMK-050 Powerplus Maxi



SECTION 3. Baskets



SECTION 4. Hoses & Fittings



SECTION 5. Fuel Cylinders



SECTION 6. Burner Frames



SECTION 7. Solo & Duo Bottom Ends



SECTION 8. Cold Inflation Fans



SECTION 9. Accessories & Kits

SECTION 1. ENVELOPES

ENVELOPE MATERIALS

ID	PICTURE	CAT. NR.	P/N	DESCRIPTION		
--		ENV C-1	EM-01-0140	KARABINER – STUBAI 3000kg		
--		ENV C-2	EM-01-0195	PULLEY SMALL 1SH		
--		ENV C-4	EM-01-0110	QUICK LINK 4mm ST STL - PARACHUTE		
--		ENV C-5	EM-01-0120	QUICK LINK 5mm ST STL - FDS		
--		ENV C-6	EM-01-0015	RING – ST STL – FDS AND VENTS		
--		ENV C-7	EM-01-0222	PULLEY VENTS ST STL		
--		ENV C-20	EM-01-0207	PULLEY MEDIUM 4SH		
--		ENV C-21	EM-01-0223	PULLEY BIG ST STL		
--		ENV C-8	EM-01-0151	SPRING HOOK ST STL – CONTROL LINES		
--		ENV C-9	EM-01-0130	KARABINER – ALUMINIUM – SCOOP		
--		ENV C-10	EM-01-0100	QUICK LINK 4mm PLATED – SCOOP		
--		ENV C-11	EM-01-0040	ULTRAMAGIC KARABINER LINK RING		
--		ENV C-15	EM-01-0145	ST STL 4000kg KARABINER		
--		ENV C-16	SL-C-0060	ST STL 900kg MAILLON (7mm)		
--		ENV C-12	EM-C-0070	TEMP FLAG LINK 125 C° / 257F°		
--		ENV C-13	EM-C-0220	TEMP TAG 116 DEGREES RANGE B		
--		ENV C-14	EM-C-0210	TEMP TAG 160 DEGREES RANGE C		
--		ENV C-22	EM-01-0300	FDS RETRACTION CORD NYLON SPHERE		



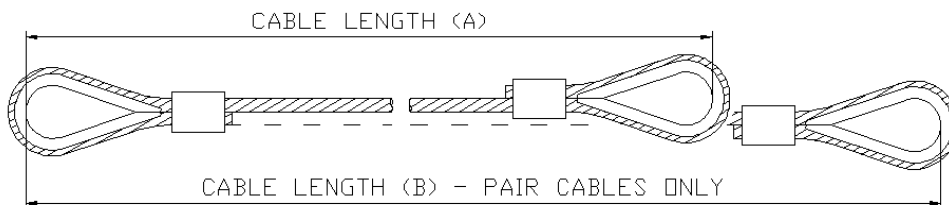
ENVELOPE WIRES

Special care should be taken when ordering envelope flying wires, as lengths vary depending on the position on the envelope. However there are 4 identical sets of wires on each envelope terminating at each corner of the load frame. The exception to this rule is where an 8 pole system is used with larger baskets/envelope combinations but there are still 4 sets of wires around the envelope. The wires can be a single wire or consist of a pair, again depending on the position on the envelope wire. Where the wire to be replaced is part of a pair then both parts must be replaced.

Note that the reference diagrams to number the wires include also indications to identify how pair cables are fitted, showing an 'L' or 'S' in a circle where the cable is the long or short of the couple, respectively.

The following information must be given when ordering wires making use of the following drawings.

1. Envelope **size**
2. Envelope **type**
3. Envelope **serial number**
4. **Burner frame** type or dimensions
5. **Wire number** or numbers (Using drawings below)
6. State whether the wire is **single** or one of **pair**.
7. **Part number** for pricing.
8. Special Note: Where wires are to be fitted by means of "quick links", a special note should be made of this when ordering.
9. **Length** of wire measuring from inside of eyelet to eyelet with wire fully stretched, as shown next:



	MOST SUITABLE ENVELOPES/FRAMES					
	QSQ0 (650x500)	H: 31, 42 M: 42				
	QSQ2 (700x530)	H: 56, 65, 77 M: 56C, 65C				
	QM0 (500x500)	H: 31, 42, 56, 65, 77				
	QM2 (750x750)	H: 56, 65, 77				
	SOLO / DUO	H: 31, 42, 56 V: 25				
ID	PICTURE	CAT. NR.	P/N	DESCRIPTION		
--	--	ENV W-1	EM-10-0001	12 CABLES: SINGLE WIRE – 4mm		
--	--	ENV W-2	EM-10-0001	12 CABLES: DOUBLE WIRE – 4mm		

	MOST SUITABLE ENVELOPES/FRAMES					
	QSQ2 (700x530) QSQ3 (700x800) QSQ7 (980x880) QM0 (500x500) QM2 (750x750) QM3 (1000x1000) SOLO / DUO	S: 90 S: 90, 105, 130 Z: 90 S: 130, 160 S: 50 S: 90, 130 S: 130 S: 50				
ID	PICTURE	CAT. NR.	P/N	DESCRIPTION		
--	--	ENV W-3	EM-10-0003	16 CABLES: DOUBLE WIRE – 4mm		

	MOST SUITABLE ENVELOPES/FRAMES					
	QSQ7 (980x880) QSQ4 (1180x1060) QM2 (750x750) QM3 (1000x1000) QM3L (1200x1000) QM4 (1500x1000)	T: 150, 180 T: 180, 210 T: 150, 180 T: 180 T: 180, 210 T: 180, 210				
ID	PICTURE	CAT. NR.	P/N	DESCRIPTION		
--	--	ENV W-4	EM-10-0004	20 CABLES: SINGLE WIRE – 4mm		
--	--	ENV W-5	EM-10-0005	20 CABLES: DOUBLE WIRE – 4mm		

	MOST SUITABLE ENVELOPES/FRAMES					
	QSQ2 (700x530) QSQ3 (700x800) QSQ7 (980x880) QSQ4 (1180x1060) QM2 (750x750) QM3 (1000x1000) QM3L (1200x1000)	M: 56,65,77,90,105,56C,65C,77C V: 56, 65, 77, 90, 105 M: 77, 90, 105, 120, 130 V: 90, 105 M: 105, 120, 130, 145, 160 M: 105, 120, 130, 145, 160 M: 56,65,77,90,105,56C,65C,77C V: 56, 65, 77, 90, 105 M: 145 M: 105, 120, 130, 145, 160				
ID	PICTURE	CAT. NR.	P/N	DESCRIPTION		
--	--	ENV W-6	EM-10-0006	24 CABLES: DOUBLE WIRE – 3mm		



MOST SUITABLE ENVELOPES/FRAMES	
QSQ7 (980x880)	N: 180
QSQ4 (1180x1060)	N: 180, 210, 250, 300, 355
QSQ6 (1600x1350)	N: 250, 300, 355
QM3 (1000x1000)	N: 180, 210, 250
QM3L (1200x1000)	N: 180, 210, 250, 300, 355
QM4 (1500x1000)	N : 250

MOST SUITABLE ENVELOPES/FRAMES	
QSQ8 (2000x1350)	N : 300, 355, 425
QM5L (2000x1350)	

ID	PICTURE	CAT. NR.	P/N	DESCRIPTION		
--	--	ENV W-7	EM-10-0007	28 CABLES: SINGLE WIRE – 3mm (≤210)		
--	--	ENV W-8	EM-10-0008	28 CABLES: DOUBLE WIRE – 3mm (≤210)		
--	--	ENV W-9	EM-10-0009	28 CABLES: SINGLE WIRE – 4mm (>210)		
--	--	ENV W-10	EM-10-0010	28 CABLES: DOUBLE WIRE – 4mm (>210)		

MOST SUITABLE ENVELOPES/FRAMES	
QM6 (3000x1400)	N: 500

ID	PICTURE	CAT. NR.	P/N	DESCRIPTION		
--	--	ENV W-11	EM-10-0011	32 CABLES: DOUBLE WIRE – 4mm		



ENVELOPE FABRIC - RIPSTOP

ID	PICTURE	CAT. NR.	P/N	DESCRIPTION		
--		ENV F-1	EM-R4-0575	WHITE		
--		ENV F-5	EM-R4-0400	BLACK		
--		ENV F-6	EM-R4-0555	STEEL GREY		
--		ENV F-46	EM-R4-0530	DARK GREY		
--		ENV F-7	EM-R4-0380	CREAM - BEIGE		
--		ENV F-8	EM-R4-0390	YELLOW		
--		ENV F-9	EM-R4-0510	VALVI - SAND		
--		ENV F-10	EM-R4-0420	ORANGE		
--		ENV F-11	EM-R4-0440	RED		
--		ENV F-12	EM-R4-0560	WINE		
--		ENV F-13	EM-R4-0550	PINK		
--		ENV F-14	EM-R4-0480	MAGENTA		
--		ENV F-47	EM-R4-0540	PURPLE		
--		ENV F-15	EM-R4-0460	SKY BLUE - AZURE		
--		ENV F-16	EM-R4-0430	MID BLUE		
--		ENV F-17	EM-R4-0360	ROYAL BLUE		
--		ENV F-18	EM-R4-0470	NAVY BLUE		
--		ENV F-19	EM-R4-0490	LIME GREEN		
--		ENV F-20	EM-R4-0410	MID GREEN		
--		ENV F-21	EM-R4-0500	HOLLYBUSH - BOTTLE GREEN		
--		ENV F-53	--	BALTIC		
--		ENV F-22	EM-R4-0570	GOLD		
--		ENV F-24	EM-R4-0578	SILVER		
--		ENV F-54	--	BROWN		

Color chart intended for a quick reference only – may not match actual color

ENVELOPE FABRIC - ULTRALITE

ID	PICTURE	CAT. NR.	P/N	DESCRIPTION		
--		ENV U-1	EM-R9-0010	WHITE		
--		ENV U-2	EM-R9-0050	BLACK		
--		ENV U-3	EM-R9-0020	YELLOW		
--		ENV U-4	EM-R9-0060	VALVI - SAND		
--		ENV U-5	EM-R9-0090	ORANGE		
--		ENV U-6	EM-R9-0040	RED		
--		ENV U-7	EM-R9-0080	SKY BLUE - AZURE		
--		ENV U-8	EM-R9-0030	ROYAL BLUE		
--		ENV U-9	EM-R9-0070	NAVY BLUE		
--		ENV U-10	EM-R9-0085	LIME GREEN		
--		ENV U-11	EM-R9-0075	MID GREEN		

Color chart intended for a quick reference only – may not match actual color



ENVELOPE FABRIC - ULTRALAST

ID	PICTURE	CAT. NR.	P/N	DESCRIPTION		
--		ENV F-25	EM-R5-0465	WHITE		
--		ENV F-27	EM-R5-0290	BLACK		
--		ENV F-28	EM-R5-0470	STEEL GREY		
--		ENV F-48	EM-R5-0450	DARK GREY		
--		ENV F-29	EM-R5-0420	CREAM - BEIGE		
--		ENV F-30	EM-R5-0280	YELLOW		
--		ENV F-31	EM-R5-0350	VALVI - SAND		
--		ENV F-32	EM-R5-0270	ORANGE		
--		ENV F-33	EM-R5-0250	RED		
--		ENV F-34	EM-R5-0440	WINE		
--		ENV F-35	EM-R5-0430	PINK		
--		ENV F-36	EM-R5-0340	MAGENTA		
--		ENV F-49	EM-R5-0410	PURPLE		
--		ENV F-37	EM-R5-0320	SKY BLUE - AZURE		
--		ENV F-45	EM-R5-0400	MID BLUE		
--		ENV F-38	EM-R5-0260	ROYAL BLUE		
--		ENV F-39	EM-R5-0370	NAVY BLUE		
--		ENV F-40	EM-R5-0300	LIME GREEN		
--		ENV F-41	EM-R5-0310	MID GREEN		
--		ENV F-42	EM-R5-0360	HOLLYBUSH - BOTTLE GREEN		
--		ENV F-50	EM-R5-0455	BALTIC		
--		ENV F-51	EM-R5-0015	GOLD		
--		ENV F-44	EM-R5-0010	SILVER		
--		ENV F-52	--	BROWN		

Color chart intended for a quick reference only – may not match actual color

ENVELOPE FABRIC - NOMEX®

ID	PICTURE	CAT. NR.	P/N	DESCRIPTION		
--		ENV N-2	EM-R3-0090	BLACK		
--		ENV N-4	EM-R3-0080	YELLOW		
--		ENV N-6	EM-R3-0100	ORANGE		
--		ENV N-7	EM-R3-0130	RED		
--		ENV N-8	EM-R3-0060	WINE		
--		ENV N-10	EM-R3-0020	ROYAL BLUE		
--		ENV N-11	EM-R3-0040	MID BLUE		
--		ENV N-12	EM-R3-0030	NAVY BLUE		
--		ENV N-13	EM-R3-0120	MID GREEN		
--		ENV N-14	EM-R3-0140	HOLLYBUSH - BOTTLE GREEN		

Color chart intended for a quick reference only – may not match actual color

CORDURA AND OTHER SPECIAL FABRICS

ID	PICTURE	CAT. NR.	P/N	DESCRIPTION		
--		ENV CO-3	EM-R1-0030	BLACK CORDURA		
--		ENV CO-2	EM-R1-0040	RED CORDURA		
--		ENV CO-1	EM-R1-0010	NAVY BLUE CORDURA		

Color chart intended for a quick reference only – may not match actual color



FABRIC REPAIR TAPE / SPINNAKER

ID	PICTURE	CAT. NR.	P/N	DESCRIPTION		
--		ENV RT-6	EM-09-0050	WHITE (4.5m)		
--		ENV RT-13	EM-09-0100	BLACK(4.5m)		
--		ENV RT-9	EM-09-0075	STEEL GRAY(4.5m)		
--		ENV RT-10	EM-09-0080	YELLOW(4.5m)		
--		ENV RT-15	EM-09-0120	ORANGE(4.5m)		
--		ENV RT-18	EM-09-0150	RED(4.5m)		
--		ENV RT-7	EM-09-0060	SKY BLUE - AZURE(4.5m)		
--		ENV RT-8	EM-09-0070	ROYAL BLUE(4.5m)		
--		ENV RT-16	EM-09-0130	MID GREEN(4.5m)		
--		ENV RT-17	EM-09-0140	HOLLYBUSH - BOTTLE GREEN(4.5m)		

Color chart intended for a quick reference only – may not match actual color

LOAD TAPES

ID	PICTURE	CAT. NR.	P/N	DESCRIPTION		
--		ENV T-1	EM-03-0112	VERTICAL LOAD TAPE 18mm WHITE (M, MV, V, N<250)		
--		ENV T-2	EM-03-0130	VERTICAL LOAD TAPE 18mm BLACK (M, MV, V, N<250)		
--		ENV T-3	EM-03-0085	VERTICAL LOAD TAPE 25 mm WHITE (H, S, T, N≥250)		
--		ENV T-4	EM-03-0095	VERTICAL LOAD TAPE 25mm BLACK(H, S, T, N≥250)		
--		ENV T-5	EM-03-0010	ULTRAMAGIC BRANDED WEBBING-RED		
--		ENV T-6	EM-03-0020	ULTRAMAGIC BRANDED WEBBING-BLUE		
--		ENV T-7	EM-03-0050	ULTRAMAGIC BRANDED WEBBING-BLACK		
--		ENV T-8	EM-03-0062	HORIZONTAL LOAD TAPE 18mm-WHITE		
--		ENV T-9	EM-03-0072	HORIZONTAL LOAD TAPE 18mm-BLACK		
--		ENV T-12	EM-03-0125	VERTICAL LOAD TAPE THIN 18mm-WHITE (envelopes ≥56)		
--		ENV T-11	EM-03-0120	VERTICAL LOAD TAPE THIN 18mm-BLACK (envelopes ≥56)		

Color chart intended for a quick reference only – may not match actual color

THREAD

ID	PICTURE	CAT. NR.	P/N	DESCRIPTION		
--		ENV TH-1	EM-06-0020	POLYESTER 30 THREAD – WHITE (4000m)		
--		ENV TH-2	EM-06-0030	POLYESTER 30 THREAD – BLUE (4000m)		
--		ENV TH-3	EM-06-0040	POLYESTER 30 THREAD – GREY (4000m)		
--		ENV TH-4	EM-06-0050	POLYESTER 30 THREAD – BLACK (4000m)		
--		ENV TH-5	EM-06-0060	POLYESTER 30 THREAD – RED (4000m)		
--		ENV TH-7	EM-06-0061	NOMEX 40 THREAD – WHITE (2000m)		
--		ENV TH-8	EM-06-0062	NOMEX 40 THREAD – BLACK (2000m)		

Color chart intended for a quick reference only – may not match actual color



VELCRO® TAPES

ID	PICTURE	CAT. NR.	P/N	DESCRIPTION		
--		ENV V-1	EM-07-0160	50 mm VELCRO – WHITE - SOFT		
--		ENV V-2	EM-07-0310	50 mm VELCRO – WHITE- HARD		
--		ENV V-3	EM-07-0180	50 mm VELCRO – BLACK - SOFT		
--		ENV V-4	EM-07-0320	50 mm VELCRO – BLACK - HARD		
--		ENV V-5	EM-07-0170	50 mm VELCRO – YELLOW - SOFT		
--		ENV V-6	EM-07-0340	50 mm VELCRO – YELLOW - HARD		
--		ENV V-7	EM-07-0190	50 mm VELCRO – RED - SOFT		
--		ENV V-8	EM-07-0330	50 mm VELCRO – RED - HARD		
--		ENV V-9	EM-07-0040	25 mm VELCRO – WHITE - SOFT		
--		ENV V-10	EM-07-0050	25 mm VELCRO – SKY BLUE – SOFT		
--		ENV V-11	EM-07-0070	25 mm VELCRO – ROYAL BLUE – SOFT		
--		ENV V-12	EM-07-0080	25 mm VELCRO – WINE – SOFT		
--		ENV V-13	EM-07-0090	25 mm – GREY – SOFT		
--		ENV V-14	EM-07-0100	25 mm –YELLOW - SOFT		
--		ENV V-15	EM-07-0110	25 mm – NAVY BLUE – SOFT		
--		ENV V-16	EM-07-0120	25 mm – BLACK – SOFT		
--		ENV V-17	EM-07-0130	25 mm – ORANGE – SOFT		
--		ENV V-18	EM-07-0140	25 mm – GREEN – SOFT		
--		ENV V-19	EM-07-0150	25 mm – RED – SOFT		
--		ENV V-20	EM-07-0200	25 mm – WHITE – HARD		
--		ENV V-27	EM-07-0270	25 mm – BLACK – HARD		
--		ENV V-30	EM-07-0300	25 mm – RED – HARD		

Color chart intended for a quick reference only – may not match actual color

CORDS/ROPES

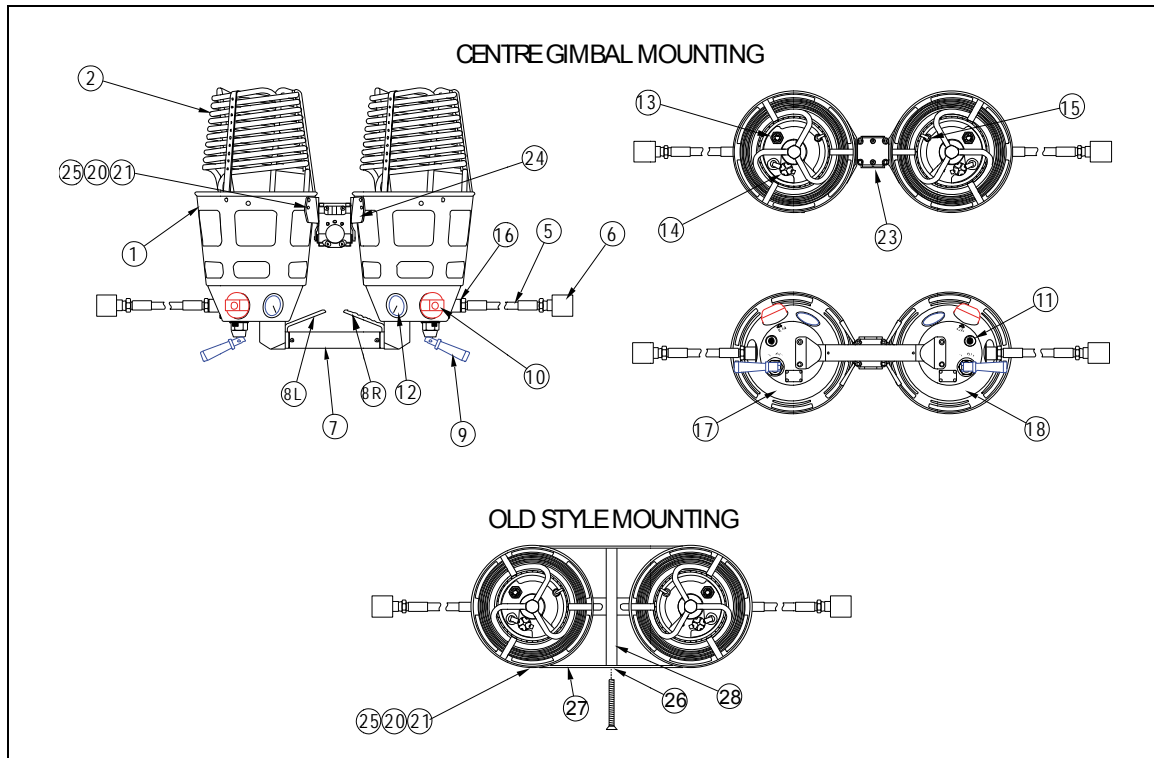
ID	PICTURE	CAT. NR.	P/N	DESCRIPTION		
--		ENV R-1	EM-04-0080	2.5mm KEVLAR-POLYESTER PARA RIGGING CORD		
--		ENV R-2	EM-04-0090	3.0mm KEVLAR PARA RIGGING CORD		
--		ENV R-4	EM-04-0015	4.0mm BLUE KEVLAR CORE VENT LINE		
--		ENV R-5	EM-04-0025	4.0mm BLACK KEVLAR CORE VENT LINE		
--		ENV R-6	EM-04-0130	8.0mm RED KEVLAR CORE FDS CONTROL LINE		
--		ENV R-7	EM-04-0040	8.0mm WHITE-BLUE CONTROL LINE		
--		ENV R-8	EM-04-0120	8.0mm WHITE KEVLAR CORE RIP LINE		
--		ENV R-10	EM-04-0110	8.0mm BLACK POLYESTER CONTROL LINE		
--		ENV R-11	EM-04-0140	8.0mm WHITE-RED KEVLAR CORE PARACHUTE CONTROL LINE (CANDY)		
--		ENV R-12	EM-04-0011	5.0mm BLUE KEVLAR CORE VENT LINE		
--		ENV R-13	EM-04-0021	5.0mm BLACK KEVLAR CORE VENT LINE		
--		ENV R-14	EM-04-0032	8.0mm BLACK KEVLAR CORE VENT LINE		
--		ENV R-15	EM-04-0031	8.0mm BLUE KEVLAR CORE VENT LINE		

Color chart intended for a quick reference only – may not match actual color

SECTION 2. BURNERS

A. MK-21 BURNER

DOUBLE BURNER ASSEMBLY

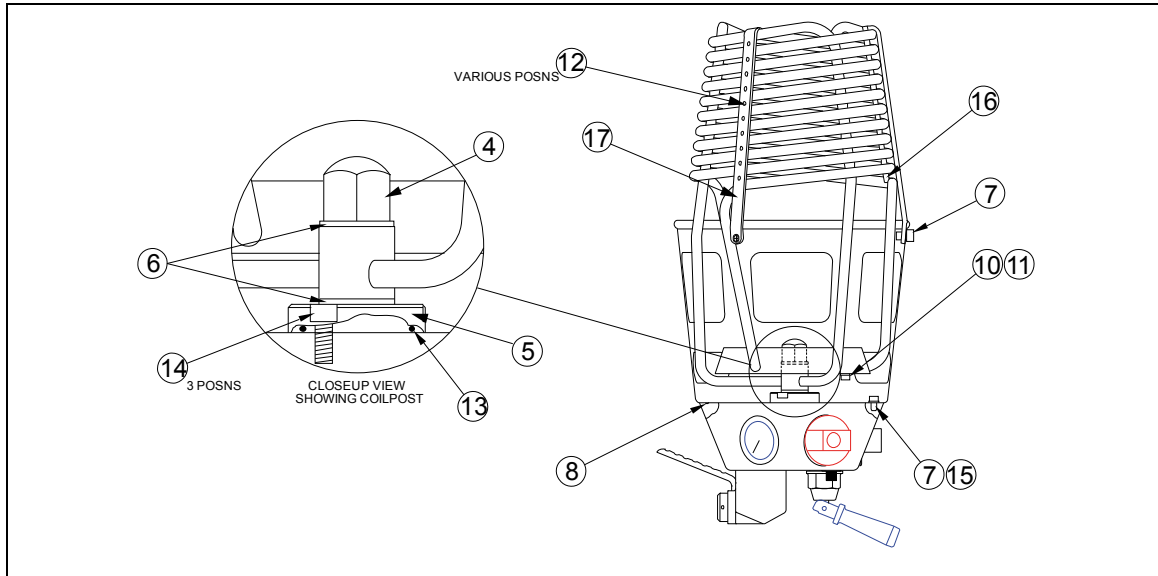


ID	PICTURE	CAT. NR.	P/N	DESCRIPTION		
1		BU21/1/1	CR-22-0600	BURNER CAN		
2		BU21/1/2	CR-22-0500	VAPOURISATION COIL		
5	--	SEE HOSES	--	FUEL HOSE ASSEMBLY		
6	--	SEE HOSES	--	FUEL CONNECTOR		
7		BU21/1/7	CR-22-0011	HANDLE TUBE		
8R		BU21/1/8R	CR-22-1400	RIGHT MAIN VALVE ASSEMBLY		
8L		BU21/1/8L	CR-22-1200	LEFT MAIN VALVE ASSEMBLY		
9		BU21/1/9	CR-22-1100	LIQUID VALVE ASSEMBLY		
10		BU21/1/10	CR-22-0800	PILOT REGULATOR VALVE ASSEMBLY		



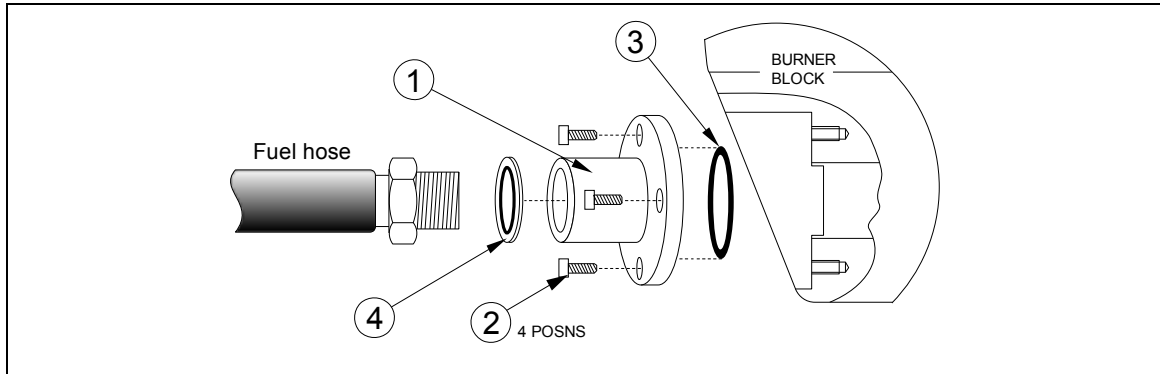
11		BU21/1/11	CR-22-0900	IGNITER ASSEMBLY			
12		BU21/1/12	CR-22-1300	PRESSURE GAUGE ASSEMBLY			
13		BU21/1/13	CR-22-1000	LIQUID FIRE JET ASSEMBLY			
14		BU21/1/14	CR-22-0700	PILOT LIGHT ASSEMBLY			
15		BU21/1/15	CR-22-1500	SLURPER TUBE ASSEMBLY			
16		BU21/1/16	CR-22-0313	FUEL INLET POST			
17		BU21/1/17	CR-22-0411	LEFT VALVE BLOCK			
18		BU21/1/18	CR-22-0311	RIGHT VALVE BLOCK			
20		BU21/1/20	MA-FE-0090	M6 ST STL PLAIN WASHER			
21		BU21/1/21	CR-03-0170	M6 COPPER NUT			
23		BU21/1/23	CR-22-2500	ULTRAMAGIC GIMBAL BLOCK ASSEMBLY			
24		BU21/1/24	CR-22-2600	HANGER ASSEMBLY			
25		BU21/1/25	CR-09-0080	M6 x 16 ST STL CAP HEAD SCREW			
26		BU21S/1/25	--	M3x6 ST STL CSUNK SCREW			





COIL AND CAN ASSEMBLY



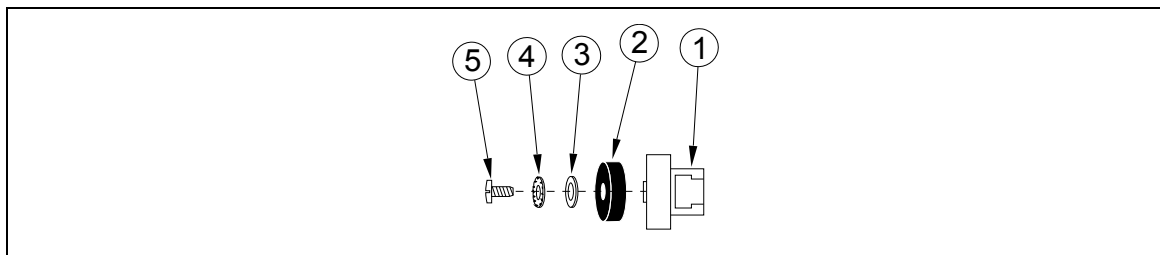
ID	PICTURE	CAT. NR.	P/N	DESCRIPTION		
4		BU21/2/4	CR-22-0319	COIL POST NUT		
5		BU21/2/5	CR-22-0318	COIL POST		
6		BU21/2/6	MA-FE-0600	3/8" BSP BONDED WASHER		
7		BU21/2/7	MA-FE-0506	M6x8 ST STL CAP HEAD SCREW		
8		BU21/2/8	MA-FE-0601	169 IDx1.5 NITRILE O-RING		
10		BU21/2/10	MA-FE-0507	M5x5 ST STL CAP HEAD SCREW		
11		BU21/2/11	MA-FE-0611	M5 COPPER WASHER		
12	--	BU21/2/12	MA-FE-0508	COIL SUPPORT SCREW		
13		BU21/2/13	MA-FE-0615	COIL POST O-RING		
14		BU21/2/14	MA-FE-0509	M6x10 ST STL CAP HEAD SCREW		
15		BU21/2/15	MA-FE-0090	M6 ST STL PLAIN WASHER		
16		BU21/2/16	CR-22-0514	COIL SUPPORT INNER		
17		BU21/2/17	CR-22-0513	COIL SUPPORT OUTER		






FUEL INLET ASSEMBLY



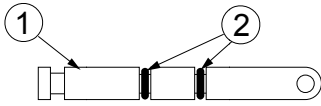


ID	PICTURE	CAT. NR.	P/N	DESCRIPTION		
1		BU21/4/1	CR-22-0313	FUEL INLET POST		
2		BU21/4/2	MA-FE-0505	M4x8 ST STL CAP HEAD SCREW		
3		BU21/4/3	MA-FE-0602	FUEL INLET POST O-RING		
4		BU21/4/4	MA-FE-0600	3/8" BSP BONDED WASHER		

MAIN / LIQUID VALVE SHUTTER ASSEMBLY

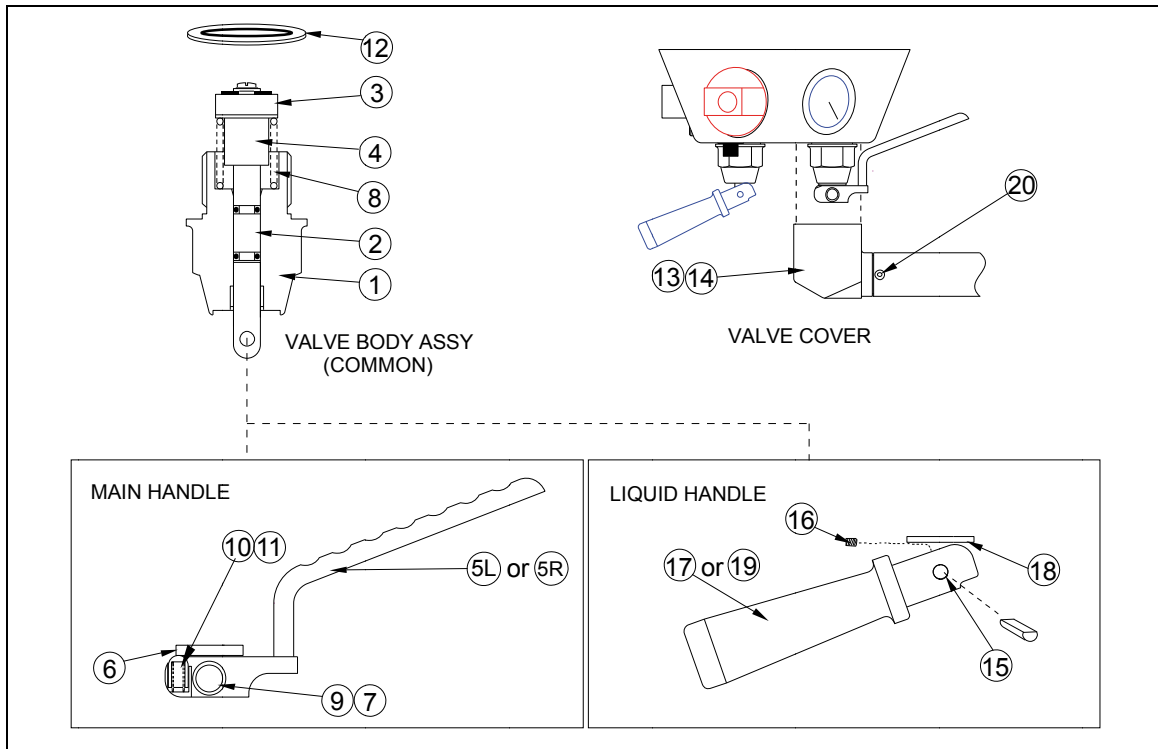


ID	PICTURE	CAT. NR.	P/N	DESCRIPTION		
1		BU21/6B/1	CR-22-1112	VALVE SEAT		
2		BU21/6B/2	CR-22-1115	VALVE SEAT SEAL		
3		BU21/6B/3	CR-22-1118	SPECIAL WASHER		
4		BU21/6B/4	MA-FE-0520	M3 ST STL CRINKLE WASHER		
5		BU21/6B/5	MA-FE-0517	M3x6 ST STL SOCKET HEAD SCREW		

MAIN / LIQUID VALVE STEM ASSEMBLY

						
ID	PICTURE	CAT. NR.	P/N	DESCRIPTION		
1		BU21/6A/1	CR-22-1111	VALVE STEM		
2		BU21/6A/2	MA-FE-0612	M4 x 2 THICK NITRILE O-RING		

MAIN / LIQUID VALVE ASSEMBLY

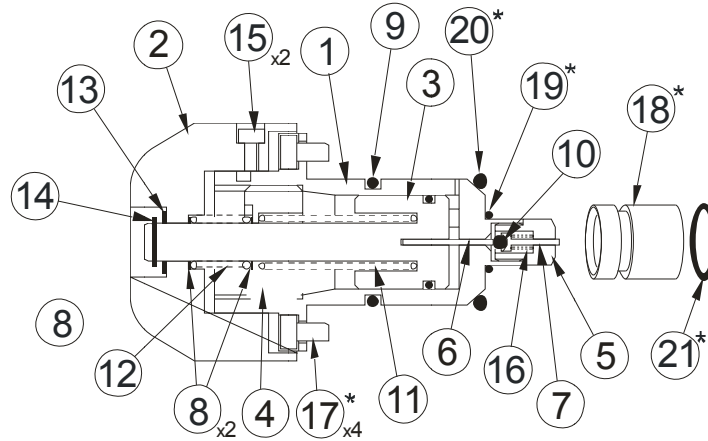


ID	PICTURE	CAT. NR.	P/N	DESCRIPTION		
1		BU21/6/1	CR-22-1101	VALVE BONNET ASSEMBLY		
2		BU21/6/2	CR-22-1103	VALVE STEM ASSEMBLY		
3		BU21/6/3	CR-22-1102	VALVE SEAT ASSEMBLY		
4		BU21/6/4	CR-22-1113	VALVE SEAT SLEEVE		
5L		BU21/6/5L	CR-22-1201	LEFT MAIN VALVE HANDLE (SMOOTH)		
5R		BU21/6/5R	CR-22-1401	RIGHT MAIN VALVE HANDLE (SLOTTED)		
6		BU21/6/6	CR-22-1114	NYLON THRUST WASHER		



7		BU21/6/7	CR-22-1211	PIVOT PIN (MAIN VALVE)		
8		BU21/6/8	MA-FE-0701	ST STL SPRING		
9		BU21/6/9	MA-FE-0530	M4 STD EXTERNAL CIRCLIP		
10		BU21/6/10	CR-22-1212	SPRING CAP		
11		BU21/6/11	MA-FE-0700	ST STL SPRING		
12		BU21/6/12	MA-FE-0603	3/4" BSP BONDED WASHER		
13		BU21/6/13	MA-FE-0504	M6x50 ST STL CAP HEAD SCREW		
14		BU21/6/14	CR-22-0312	VALVE POST		
15		BU21/6/15	CR-22-1117	PIVOT PIN (LIQUID VALVE)		
16		BU21/6/16	MA-FE-0503	M2.5x3 LONG ST STL GRUB SCREW		
17		BU21/6/17	CR-22-1116	LIQUID VALVE HANDLE- ALTERNATIVE, FIXED OPEN (BLUE)		
18		BU21/6/18	CR-22-1114	NYLON THRUST WASHER (VARIOUS THICKNESSES)		
19		BU21/6/19	CR-22-1119	LIQUID VALVE HANDLE - STANDARD, DEAD MAN'S (BLUE)		
20		BU21/6/20	MA-FE-0514	M3x6 ST STL COUNTERSINK SCREW		

PILOT REGULATOR VALVE ASSEMBLY



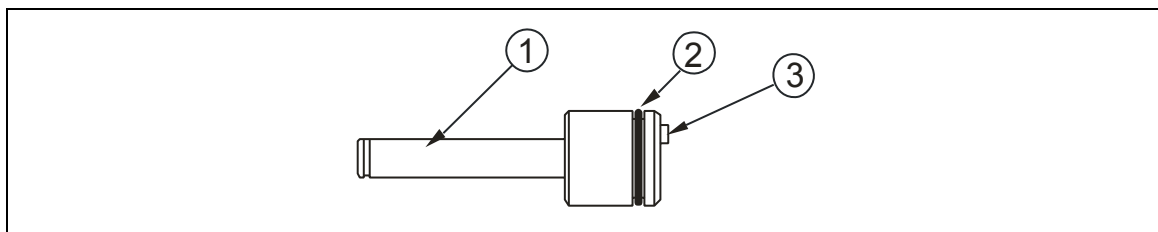
* Parts NOT included in the assembly




ID	PICTURE	CAT. NR.	P/N	DESCRIPTION		
1		BU21/7/1	CR-22-0811	REGULATOR BODY		
2		BU21/7/2	CR-22-0812	REGULATOR KNOB		
3		BU21/7/3	CR-22-0801	PISTON ASSEMBLY		
4		BU21/7/4	CR-22-0817	REGULATOR SPRING RETAINER		
5		BU21/7/5	CR-22-0815	REGULATOR GUIDE HOUSING		
6		BU21/7/6	CR-22-0814	REGULATOR PUSH ROD		
7		BU21/7/7	CR-22-0816	REGULATOR BALL GUIDE		
8		BU21/7/8	CR-22-0818	THRUST WASHER - 8.2x13x1		
9		BU21/7/9	MA-FE-0605	22x2.5mm NITRILEO-RING		
10		BU21/7/10	MA-FE-0707	1/8" 70 SHVITON BALL		
11		BU21/7/11	MA-FE-0706	ST STL SPRING TYPE D22220 (PISTON)		
12		BU21/7/12	MA-FE-0705	ST STL KNOB SPRING		
13		BU21/7/13	CR-22-0819	THRUST WASHER (LARGE)		
14		BU21/7/14	MA-FE-0531	M8 STD EXTERNAL CIRCLIP		
15		BU21/7/15	CR-22-0820	M3 MODIFIED SCREW		







16		BU21/7/16	MA-FE-0702	ST STL SPRING TYPE D20520		
17		BU21/7/17	MA-FE-0505	M4x8 ST STL CAP HEAD SCREW		
18		BU21/7/18	CR-22-0321	REGULATOR FILTER		
19		BU21/7/19	MA-FE-0607	ø8x2mm NITRILE O-RING		
20		BU21/7/20	MA-FE-0622	ø21x3mm NITRILE O-RING		
21		BU21/7/21	MA-FE-0625	ø12x1.5mm NITRILE O-RING (FOR FILTER)		

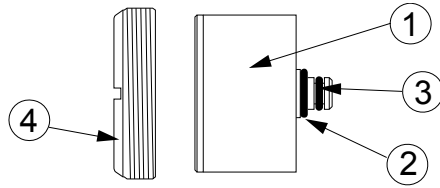
REGULATOR PISTON ASSEMBLY









ID	PICTURE	CAT. NR.	P/N	DESCRIPTION		
1		BU21/7A/1	CR-22-0813	REGULATOR PISTON		
2		BU21/7A/2	MA-FE-0630	M16x2 THICK VITON O-RING GREEN		
3		BU21/7A/3	MA-FE-0518	M2x5 ST STLCAP HEAD SCREW		

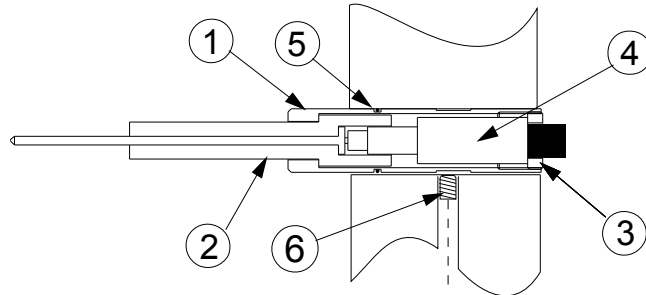
PRESSURE GAUGE ASSEMBLY

ID	PICTURE	CAT. NR.	P/N	DESCRIPTION		
1		BU21/8/1	CR-22-1310	PRESSURE GAUGE		
2		BU21/8/2	MA-FE-0607	Ø8 x 2 THICK NITRILEO-RING		
3		BU21/8/3	MA-FE-0606	Ø4.47 x 1.78 THICK NITRILEO-RING		
4		BU21/8/4	CR-22-0317	PRESSURE GAUGE RETAINING RING		











IGNITER ASSEMBLY

ID	PICTURE	CAT. NR.	P/N	DESCRIPTION		
1		BU21/9/1	CR-22-0910	IGNITER HOUSING		
2		BU21/9/2	CR-22-0913	IGNITER CERAMIC		
3		BU21/9/3	CR-22-0912	IGNITER END CAP		
4		BU21/9/4	CR-22-0914	MODIFIED IGNITER		
5		BU21/9/5	MA-FE-0608	Ø19 x 1.5 THICK NITRILEO-RING		
6		BU21/9/6	MA-FE-0502	M6x6 ST STL GRUB SCREW		








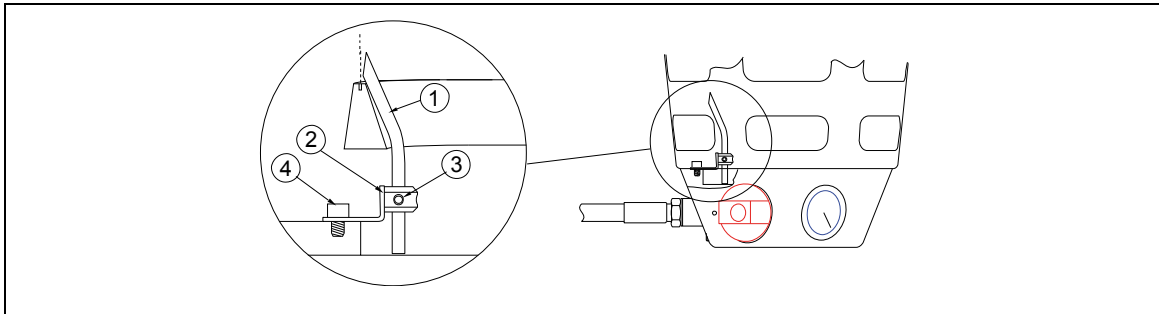
PILOT LIGHT TORCH ASSEMBLY





ID	PICTURE	CAT. NR.	P/N	DESCRIPTION		
1		BU21/10/1	CR-22-0701	PILOT LIGHT CAP		
2		BU21/10/2	CR-22-0712	PILOT LIGHT STEM		
3		BU21/10/3	CR-22-0713	PILOT LIGHT JET		
4		BU21/10/4	CR-22-0714	PILOT LIGHT BULKHEAD COUPLING		
5		BU21/10/5	MA-FE-0502	M6 x 6 ST STL HEX DRIVE GRUB SCREW		
6		BU21/10/6	MA-FE-0600	3/8" BSP BONDED WASHER		
7		BU21/10/7	CR-22-0716	MESH FILTER		
8		BU21/10/8	CR-22-0717	FILTER RETAINING NUT		

LIQUID (WHISPER) JET ASSEMBLY

ID	PICTURE	CAT. NR.	P/N	DESCRIPTION		
1		BU21/11/1	CR-22-1011	LIQUID JET BODY		
2		BU21/11/2	CR-22-1010	LIQUID FIRE ADAPTOR		
3		BU21/11/3	MA-FE-0600	3/8" BSP BONDED WASHER		

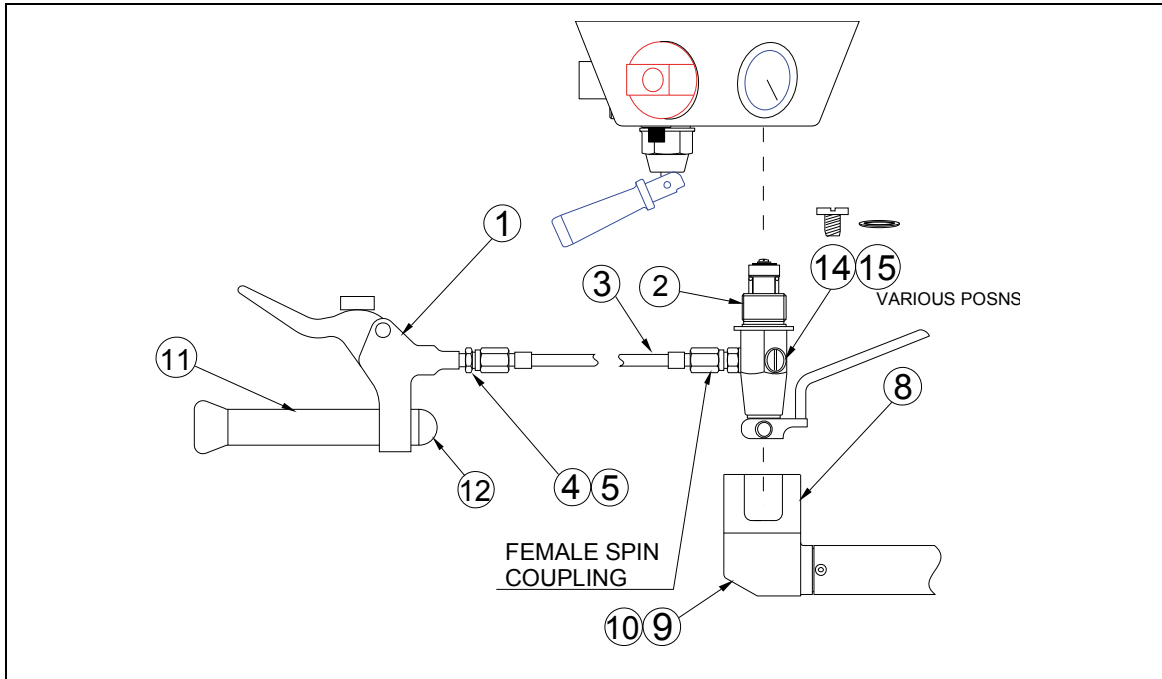
SLURPER ASSEMBLY



ID	PICTURE	CAT. NR.	P/N	DESCRIPTION		
1		BU21/12/1	CR-22-1510	SLUPPER TUBE		
2		BU21/12/2	CR-22-1501	BOSS ASSEMBLY		
3		BU21/12/3	MA-FE-0501	M4x4 ST STL HEX GRUB SCREW		
4		BU21/12/4	MA-FE-0506	M6x8 ST STL CAP HEAD SCREW		

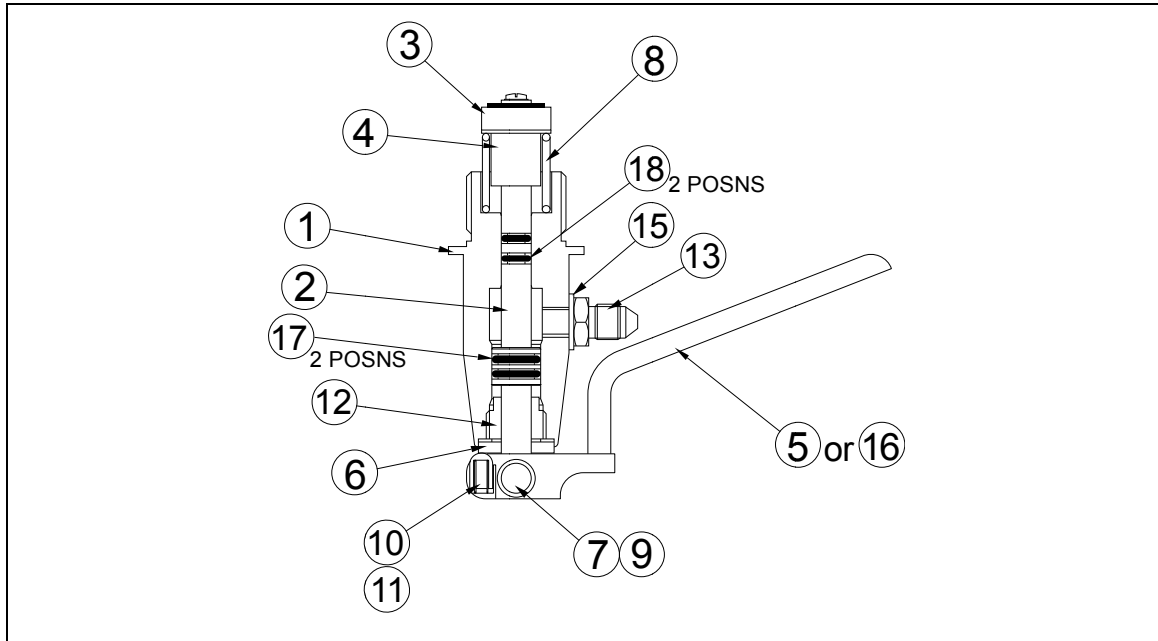


HYDRAULIC SYSTEM ASSEMBLY



ID	PICTURE	CAT. NR.	P/N	DESCRIPTION		
1		BU21/13/1	CR-C-2001	RIGHT HAND TOMAC CYLINDER ASSEMBLY		
2R	--	BU21/13/2R	CR-22-2009	HYDRAULIC VALVE ASSEMBLY – RIGHT		
2L	--	BU21/13/2L	CR-22-2001	HYDRAULIC VALVE ASSEMBLY – LEFT		
3	--	BU21/13/3	CR-22-2004	HYDRAULIC HOSE ASSEMBLY		
4		BU21/13/4	CR-22-2014	3/8" TO M8 x 0.75 ST STL ADAPTOR		
5	--	BU21/13/5	CR-C-2002	LOCTITE 542 HYDRAULIC THREAD SEALANT		
6	--	BU21/13/6	CR-C-2003	MINERAL OIL TYPE V0250		
8		BU21/13/8	CR-22-2018	HYDRAULIC VALVE POST SPACER		
9		BU21/13/9	CR-22-2017	HYDRAULIC VALVE POST		
10		BU21/13/10	MA-FE-0500	M6x70 ST STL CAP HEAD SCREW		
11		BU21/13/11	CR-22-2015	TOMAC CYLINDER HANDLE		
12		BU21/13/12	CR-22-2016	CYLINDER HANDLE END CAP		

HYDRAULIC MAIN VALVEASSEMBLY

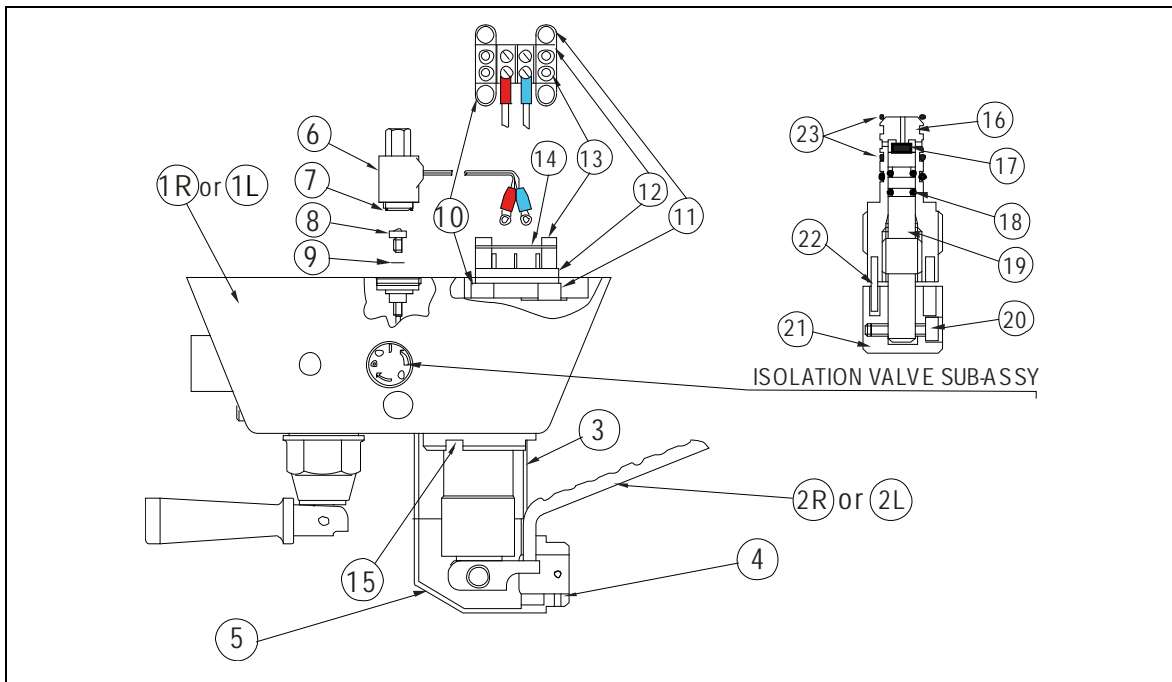


ID	PICTURE	CAT. NR.	P/N	DESCRIPTION		
1		BU21/14/1	CR-22-2010	HYDRAULIC VALVE BONNET		
2		BU21/14/2	CR-22-2011	HYDARULIC VALVE STEM		
3		BU21/14/3	CR-22-1102	VALVE SEAT ASSY		
4		BU21/14/4	CR-22-1113	VALVE SEAT SLEEVE		
5		BU21/14/5	CR-22-1201	LEFT MAIN VALVE HANDLE (SMOOTH)		
6		BU21/14/6	CR-22-1114	NYLON THRUST WASHER (A-C)		
7		BU21/14/7	CR-22-1211	PIVOT PIN (MAIL VALVE)		
8		BU21/14/8	MA-FE-0701	ST STL VALVE SPRING		
9		BU21/14/9	MA-FE-0530	M4 STANDARD EXTERNAL CIRCLIP		
10		BU21/14/10	CR-22-1212	SPRING CAP		
11		BU21/14/11	MA-FE-0700	ST STL SPRING TYPE D20700		
12		BU21/14/12	CR-22-2012	HYDRAULIC VALVE BUSH		
13		BU21/14/13	CR-22-2014	3/8" UNF TO M8 ADAPTOR		



14		BU21/14/14	CR-22-2013	BLANKING SCREW		
15		BU21/14/15	MA-FE-0653	M8 BONDED WASHER		
16		BU21/14/16	CR-22-1401	RIGHT MAIN VALVE HANDLE (SLOTTED)		
17		BU21/14/17	MA-FE-0651	9x2 THICK NITRILE O-RING		
18		BU21/14/18	MA-FE-0612	M4x2 THICK NITRILE O-RING		

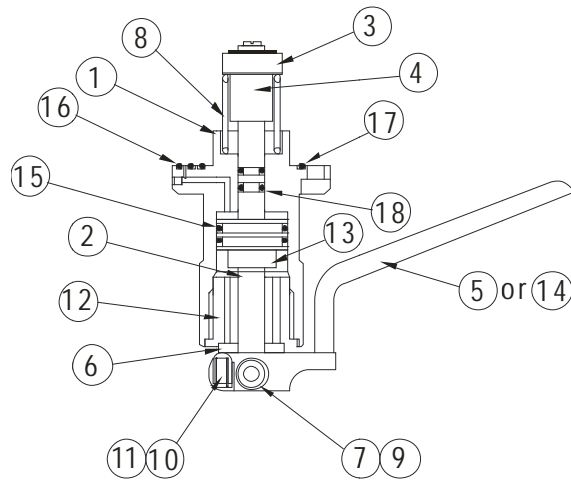
ELECTRIC VALVE BLOCK ASSEMBLY






ID	PICTURE	CAT. NR.	P/N	DESCRIPTION		
1R		BU21/15/1R	CR-22-1625	ELECTRIC VALVE BLOCK – RIGHT HAND		
1L		BU21/15/1L	CR-22-1725	ELECTRIC VALVE BLOCK – LEFT HAND		
2R	--	BU21/15/2R	CR-22-2100	ELECTRIC VALVE ASSY - RIGHT		
2L	--	BU21/15/2L	CR-22-2101	ELECTRIC VALVE ASSY – LEFT		
3		BU21/15/3	CR-22-1618	FUEL ACTIVATED VALVE POST SPACER		
4		BU21/15/4	CR-22-2017	HYDRAULIC VALVE POST		
5		BU21/15/5	MA-FE-0500	M6 x 70 ST STL CAP HEAD SCREW		

6		BU21/15/6	CR-22-1610	ELECTRIC SOLENOID VALVE		
7		BU21/15/7	MA-FE-0606	14 x 1.78 THICK NITRILE O-RING		
8		BU21/15/8	CR-22-1716	SOLENOID ORIFICE		
9		BU21/15/9	CR-09-0157	M4 BSP BONDED SEAL		
10		BU21/15/10	CR-22-1713	BARRIER STRIP SPACER (INNER)		
11		BU21/15/11	CR-22-1714	BARRIER STRIP SPACER (OUTER)		
12		BU21/15/12	CR-EL-0210	2 WAY, HIGH BARRIER TERMINAL STRIP		
13		BU21/15/13	CR-22-1715	HEAT SHIELD SPACER		
14		BU21/15/14	CR-22-1712	BARRIER STRIP HEAT SHIELD		
15		BU21/15/15	CR-01-0030	M5x10 ST STL CAP HEAD SCREW		
16		BU21/15/16	CR-22-2310	ISOLATION VALVE BODY		
17		BU21/15/17	--	ISOLATION VALVE SEAT SEAL		
18		BU21/15/18	CR-09-0156	M4x1.5 THICK NITRILE O-RING		
19		BU21/15/19	CR-22-2311	ISOLATION VALVE STEM		
20		BU21/15/20	MA-FE-0910	M3 x 20 ST STL CAP HEAD SCREW		
21		BU21/15/21	CR-22-2312	ISOLATION VALVE KNOB		
22		BU21/15/22	MA-FE-0802	M2x20 ST STL ROLL PIN		
23		BU21/15/23	CR-09-0155	M8x1.5 THICK NITRILE O-RING		

ELECTRIC MAIN VALVE HANDLE ASSEMBLY



ID	PICTURE	CAT. NR.	P/N	DESCRIPTION		
1		BU21/16/1	CR-22-2110	FUEL ACTIVATED VALVE BONNET		
2		BU21/16/2	CR-22-2111	FUEL ACTIVATED VALVE STEM		
3		BU21/16/3	CR-22-1102	VALVE SEAT ASSEMBLY		
4		BU21/16/4	CR-22-1113	VALVE SEAT SLEEVE		
5		BU21/16/5	CR-22-1201	LEFT MAIN VALVE HANDLE (SMOOTH)		
6		BU21/16/6	CR-22-1114	THRUST WASHER		
7		BU21/16/7	CR-22-1211	PIVOT PIN (MAIN VALVE)		
8		BU21/16/8	MA-FE-0701	ST STL VALVE SPRING – D22700		
9		BU21/16/9	MA-FE-0530	M4 STANDARD EXTERNAL CIRCLIP TO DIN 471		
10		BU21/16/10	CR-22-1212	SPRING CAP		
11		BU21/16/11	MA-FE-0700	ST STL SPRING – D20770		
12		BU21/16/12	CR-22-2112	FUEL ACTIVATED VALVE BUSCH		
13		BU21/16/13	CR-09-0130	NITRILE BUFFER		
14		BU21/16/14	CR-22-1401	RIGHT MAIN VALVE HANDLE (SLOTTED)		
15		BU21/16/15	MA-FE-0618	18 x 2 THICK NITRILE O-RING		

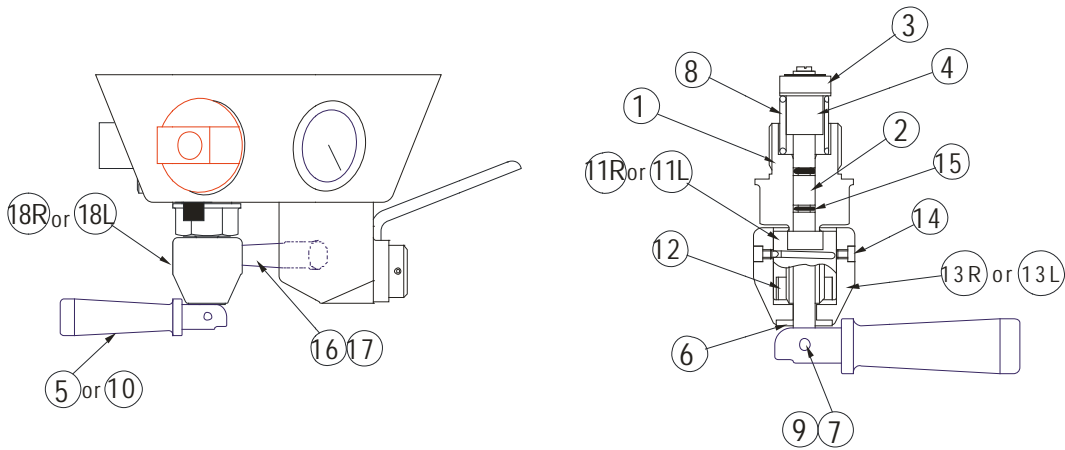
16		BU21/16/16	MA-FE-0617	3 x 1.5 THICK NITRILE O-RING		
17		BU21/16/17	CR-EL-0330	30 x 1.5 THICK NITRILE O-RING		
18		BU21/16/18	MA-FE-0612	M4 x 2 THICK NITRILE O-RING		

ELECTRIC VALVE – TRANSMITTER / RECEIVER ASSEMBLIES




ID	PICTURE	CAT. NR.	P/N	DESCRIPTION		
--		BU21/17/1	CR-EL-0500	COMPLETE BOX RECEIVER ASSEMBLY		
--	--	BU21/17/1A	CR-EL-0040	REMOTE CONTROL MODULES (ELECTRONICS ONLY)		
--		BU21/17/2	CR-EL-0030	TRANSMITTER		
--		BU21/17/3	CR-EL-0003	RECEIVER TO BURNER LLOM ASSEMBLY		
--	--	BU21/17/6	CR-EL-0100	FIXED PLA CABLE MOUNTPLUG		
--	--	BU21/17/7	CR-EL-0090	FIXED SKA CABLE MOUNTPLUG		
--		BU21/17/8	CR-EL-0060	BATTERY RECEIVER CHARGER		
--		BU21/17/9	CR-EL-0050	12 VOLTS BATTERY		
--		BU21/17/10	CR-EL-0025	RECEIVER COVER		



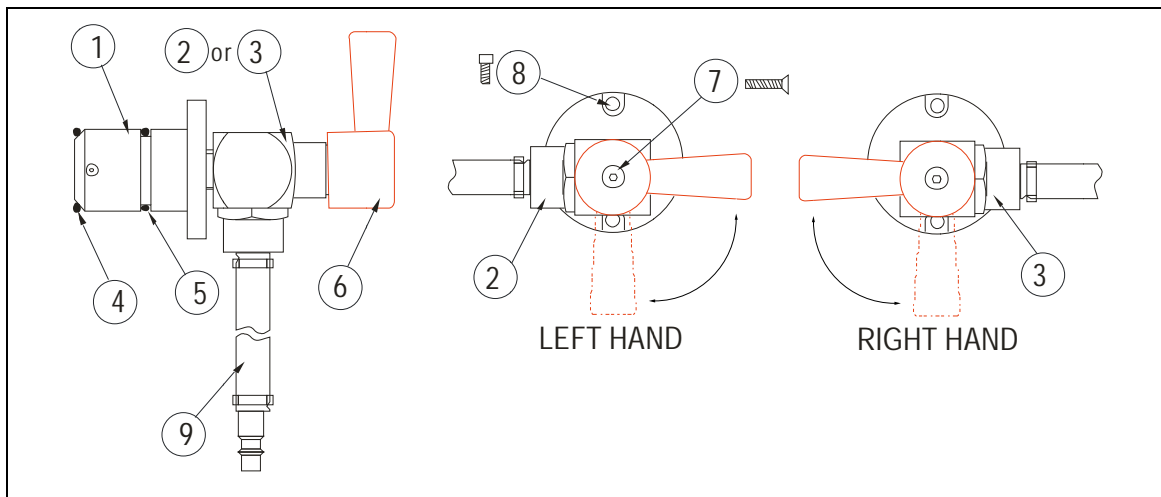
CRUISE CONTROL VALVE ASSEMBLY











ID	PICTURE	CAT. NR.	P/N	DESCRIPTION		
1	--	BU21/18/1	CR-22-2410	VALVE BONNET		
2	--	BU21/18/2	CR-22-2411	VALVE STEM		
3		BU21/18/3	CR-22-1102	VALVE SEAT ASSY		
4		BU21/18/4	CR-22-1113	VALVE SEAT SLEEVE		
5		BU21/18/5	CR-22-1116	LIQUID VALVE HANDLE		
6		BU21/18/6	CR-22-1114	THRUST WASHER		
7		BU21/18/7	CR-22-1117	PIVOT PIN		
8		BU21/18/8	MA-FE-0701	ST STL VALVE SPRING – D22700		
9		BU21/18/9	MA-FE-0503	M2.5x3 ST STL FLAT POINT GRUB SCREW		
10		BU21/18/10	CR-22-1119	LIQUID VALVE HANDLE (DEAD MAN'S)		
11 R	--	BU21/18/11R	CR-22-2416	CAMRIGHT HAND		
11 L	--	BU21/18/11L	CR-22-2412	CAMLEFT HAND		
12	--	BU21/18/12	CR-22-2414	LOCK NUT		
13 R	--	BU21/18/13R	CR-22-2413	CAM FOLLOWER (RIGHT HAND)		
13 L	--	BU21/18/13L	--	CAM FOLLOWER (LEFT HAND)		

14	--	BU21/18/14	--	M3 ST STL MODIFIED SCREW		
15		BU21/18/15	MA-FE-0612	M4 x 2 THICK NITRILE O-RING		
16		BU21/18/16	CR-25-0610	HANDLE LEVER		
17		BU21/18/17	CR-08-0010	M6 x 45 ST STL CAP HEAD SCREW		
18 R	--	BU21/18/18R	CR-22-2400	CRUISE CONTROL VALVE ASSEMBLY – RIGHT HAND		
18 L	--	BU21/18/18L	CR-22-2400	CRUISE CONTROL VALVE ASSEMBLY – LEFT HAND		

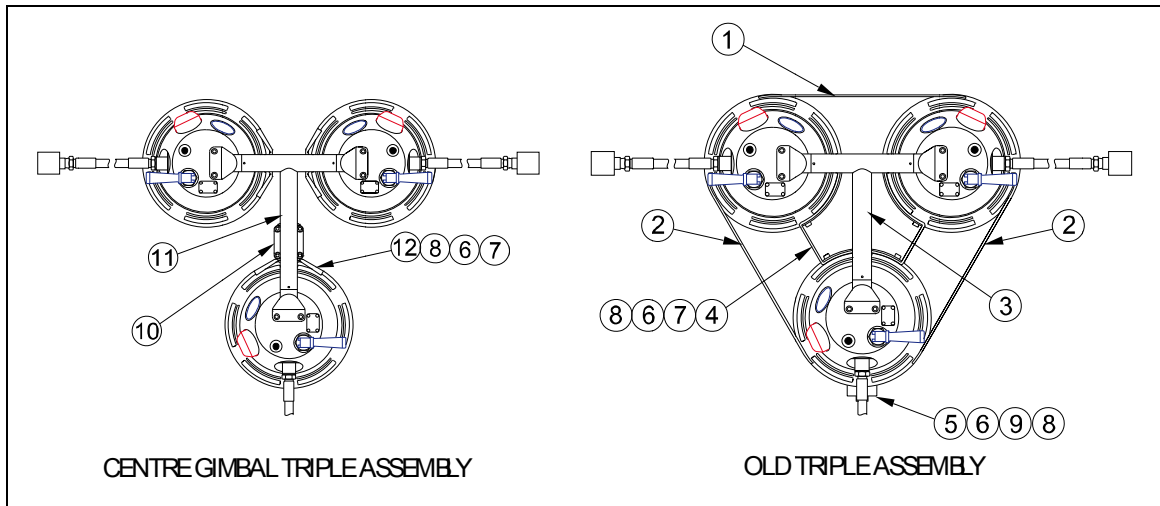
VAPOUR PILOT LIGHT ASSEMBLY



ID	PICTURE	CAT. NR.	P/N	DESCRIPTION		
1		BU21/22/1	CR-22-2810	VAPOUR VALVE BODY		
2		BU21/22/2	CR-22-2805	VAPOUR BALL VALVE ¼"NPT RIGHT HAND*		
3		BU21/22/3	CR-22-2806	VAPOUR BALL VALVE ¼"NPT LEFT HAND*		
4		BU21/22/4	MA-FE-0622	Ø21 x 3 THICK NITRILE VALVE BODY O-RING		
5		BU21/22/5	MA-FE-0605	Ø22 x 2.5 THICK NITRILE VALVE BODY O-RING		
6		BU21/22/6	CR-C-0430	BALL VALVE HANDLE COLOUR RED		
7		BU21/22/7	CR-03-0030	M4 x 20 ST STL COUNTERSINK SCREW		
8		BU21/22/8	MA-FE-0505	M4 x 8 ST STL CAP HEAD SCREW		

* Refer to the drawing of the assembly and slot shape on the picture for hand identification

TRIPLE BURNER ASSEMBLY (GIMBAL BLOCK SYSTEM)



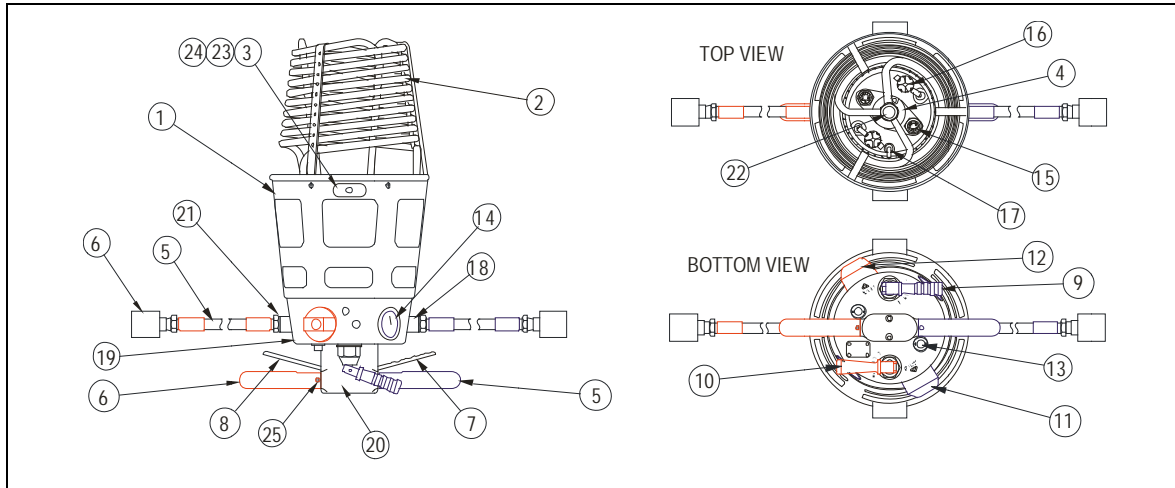
ID	PICTURE	CAT. NR.	P/N	DESCRIPTION		
6		BU21/19/6	MA-FE-0090	M6 ST STL PLAIN WASHER		
7		BU21/19/7	CR-03-0170	M6 COPPER LOCK NUT		
8		BU21/19/8	CR-09-0080	M6 x 16 ST STL CAP HEAD SCREW		
10		BU21/1/23	CR-22-2500	GIMBAL BLOCK ASSEMBLY		
11		BU21/19/11	CR-23-0200	TRIPLE HANDLE BAR		
12		BU21/19/12	CR-23-0100	TRIPLE HANGER SUPPORT		

QUAD BURNER ASSEMBLY (GIMBAL BLOCK SYSTEM)













<p style="text-align: center;">CENTRE GIMBAL QUAD ASSEMBLY</p>	<p style="text-align: center;">OLD QUAD ASSEMBLY</p>					
ID	PICTURE	CAT. NR.	P/N	DESCRIPTION		
2		BU21/20/2	CR-24-0200	QUAD HANDLE BAR		
4		BU21/20/4	MA-FE-0090	M6 ST STL PLAIN WASHER		
5		BU21/20/5	CR-03-0170	M6 COPPER LOCK NUT		
6		BU21/20/6	CR-09-0080	M6X16 ST STL CAP HEAD SCREW		
7		BU21/1/23	CR-22-2500	GIMBAL BLOCK ASSEMBLY		
8		BU21/20/8	CR-24-0100	QUAD HANGERSUPPORT		







SINGLE BURNER ASSEMBLY



ID	PICTURE	CAT. NR.	P/N	DESCRIPTION		
1		BU21S/1/1	CR-21-0011	SINGLE BURNER CAN		
2		BU21S/1/2	CR-21-0500	SINGLE BURNER VAPOURISATION COIL		
3		BU21S/1/3	CR-21-0010	SWIVEL BOSS - ST STL		
4		BU21S/1/4	CR-21-0318	SINGLE BURNER COIL POST		
5		BU21S/1/7R	CR-21-0313	RIGHT BURNER HANDLE – BLUE		
6		BU21S/1/7L	--	LEFT BURNER HANDLE – RED		
7		BU21S/1/8R	CR-21-1400	RIGHT MAIN VALVE ASSEMBLY		
8		BU21S/1/8L	CR-21-1200	LEFT MAIN VALVE ASSEMBLY		
9		BU21S/1/9R	CR-21-1600	RIGHT LIQUID VALVE ASSEMBLY - BLUE		
10		BU21S/1/9L	CR-21-1600	LEFT LIQUID VALVE ASSEMBLY - RED		
11		BU21S/1/10R	--	RIGHT PILOT REGULATOR VALVE ASSEMBLY – BLUE		
12		BU21S/1/10L	CR-22-0800	LEFT PILOT REGULATOR VALVE ASSEMBLY – RED		
13		BU21S/1/11	CR-22-0900	IGNITER ASSEMBLY		
14		BU21S/1/12	CR-22-1300	PRESSURE GAUGE ASSEMBLY		
15		BU21S/1/13	CR-22-1000	LIQUID FIRE JET ASSEMBLY		

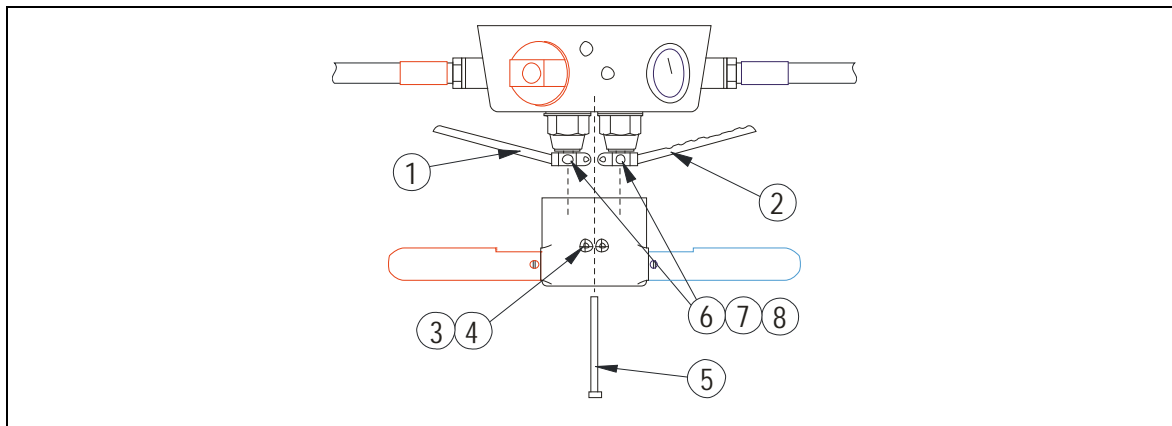
16		BU21S/1/14	CR-22-0700	PILOT LIGHT ASSEMBLY			
17		BU21S/1/15	CR-22-1500	SLURPER TUBE ASSEMBLY			
18		BU21S/1/16	CR-22-0313	FUEL INLET POST			
19		BU21S/1/17	CR-21-0311	SINGLE BURNER VALVE BLOCK			
20		BU21S/1/18	CR-21-0312	HANDLE POST			
21		BU21S/1/19	MA-FE-0600	3/8" BSP BONDED WASHER			
22		BU21S/1/20	CR-22-0319	COIL POST NUT			
23		BU21S/1/21	MA-FE-0509	M6x10 ST STL CAP HEAD SCREW			
24		BU21S/1/23	MA-FE-0090	M6 ST STL PLAIN WASHER			
25		BU21S/1/25	--	M3x6 ST STL CSUNK SCREW			









SINGLE BURNER LIQUID VALVE OPTIONS

ID	PICTURE	CAT. NR.	P/N	DESCRIPTION		
5		BU21S/7/5	CR-22-1119	LEFT LIQUID VALVE HANDLE (DEAD MAN) – RED		
6		BU21S/7/6	CR-22-1116	LEFT LIQUID VALVE HANDLE – RED		
10		BU21S/7/10	CR-21-1619	RIGHT LIQUID VALVE HANDLE (DEAD MAN) - BLUE		
11		BU21S/7/11	CR-21-1616	RIGHT LIQUID VALVE HANDLE - BLUE		



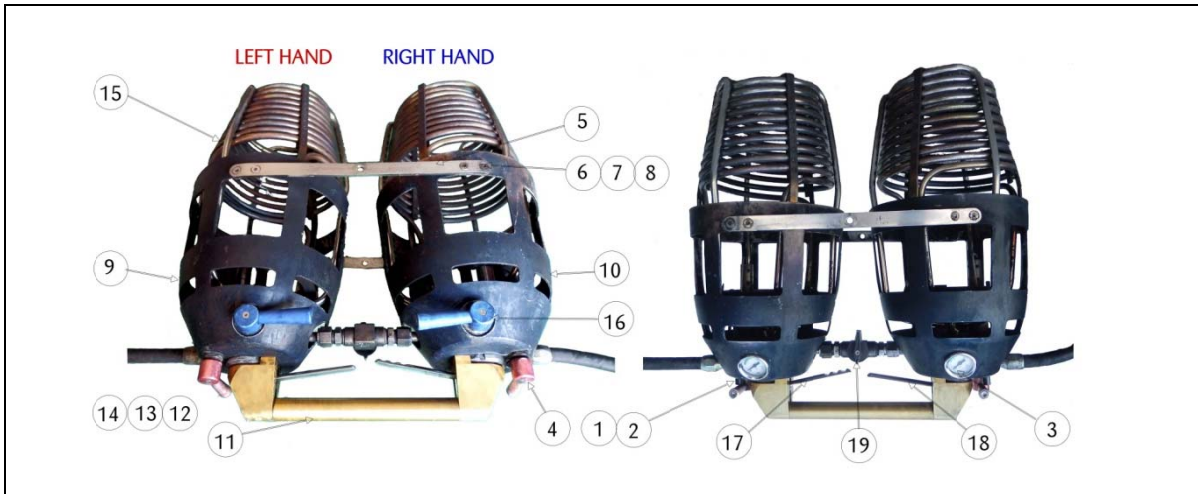
SINGLE BURNER MAIN VALVE SPECIFIC PARTS



ID	PICTURE	CAT. NR.	P/N	DESCRIPTION		
1		BU21S/6/5	CR-21-1201	LEFT MAIN VALVE HANDLE ASSY		
2		BU21S/6/10	CR-21-1401	RIGHT MAIN VALVE HANDLE ASSY		
3		BU21S/6/15	CR-21-0317	VALVE POST PIVOT PIN		
4		BU21S/6/16	CR-21-1616	PIVOT PIN END CAP		
5		BU21S/6/12	MA-FE-0500	M6x70 ST STL CAP HEAD SCREW		
6		BU21S/6/6	CR-21-1214	SPECIAL WASHER ST STL		
7		BU21S/6/7	CR-22-1211	PIVOT PIN (MAIN VALVE)		
8		BU21S/6/9	MA-FE-0530	M4 STANDARD EXTERNAL CIRCLIP		

SECTION 2B. MK10 BURNER

DOUBLE BURNER ASSEMBLY




ID	PICTURE	CAT. NR.	P/N	DESCRIPTION		
1		BU10-1	CR-04-0080	PIEZO		
2		BU10-2	CR-04-0060	IGNITER ELECTRODE		
--		BU10-2V	CR-04-0070	IGNITER ELECTRODE (VAPOUR PILOT)		
3		BU10-3	CR-C-0455	PRESSURE GAUGE (INCL. COPPER SEAL)		
4		BU10-65	--	LIQUID PILOT LIGHT ASSEMBLY		
5		BU10-37	CR-03-0200	SIDE STRIP		
6		BU10-38	CR-C-0230	SIDE STRIP SCREW		
7		BU10-39	CR-03-0170	SIDE STRIP COPPER NUT		
8		BU10-40	MA-FE-0520	SIDE STRIP WASHER		
9		BU10-41	CR-03-0160	LEFT SIDE BURNER CAN - LIMITED AVAILIABILITY-		
--		BU10-41V	--	LEFT SIDE BURNER CAN (VAPOUR PILOT) - LIMITED AVAILIABILITY-		
10		BU10-42	--	RIGHT SIDE BURNER CAN - LIMITED AVAILIABILITY-		
--		BU10-42V	BU10-48	RIGHT SIDE BURNER CAN (VAPOUR PILOT)- LIMITED AVAILIABILITY-		
11		BU10-43T	CR-09-0370	HANDLE BAR TUBE		



12		BU10-43F	CR-09-0290	HANDLE BAR FITTING		
13		BU10-44	--	HANDLE BAR SCREW		
14		BU10-45B	--	HANDLE BAR SCREW WASHER M6		
--		BU10-46	--	COVER PLATE		
--		BU10-47	--	COVER PLATE SCREW – HEX DRIVE		
--		BU10-48	CR-C-0590	SLURPER TUBE		
--		BU10-49	--	SLURPER TUBE SCREW – HEX DRIVE		
--	--	BU10-48U	--	SLURPER TUBE OLD STYLE (JET RING)		
15		BU10-64	CR-01-0080	COIL ASSEMBLY		
--		BU10-61	CR-09-0310	LEFT VALVE BLOCK		
--		BU10-61v	CR-09-0310	LEFT VALVE BLOCK (VAPOUR PILOT)		
--		BU10-62	CR-09-0320	RIGHT VALVE BLOCK		
--		BU10-62v	CR-09-0320	RIGHT VALVE BLOCK (VAPOUR PILOT)		
--		BU10-50	--	CONDENSATION SEAL		
--		BU10-36	CR-03-0050	COIL TO CAN SCREW – HEX DRIVE		
16		BU10-66	--	LIQUID FIRE VALVE (RH/LH)		
17	--	BU10-67	--	MAIN VALVE RIGHT HAND		
18	--	BU10-68	--	MAIN VALVE LEFT HAND		
19		BU10-69	--	CROSSOVER VALVE		

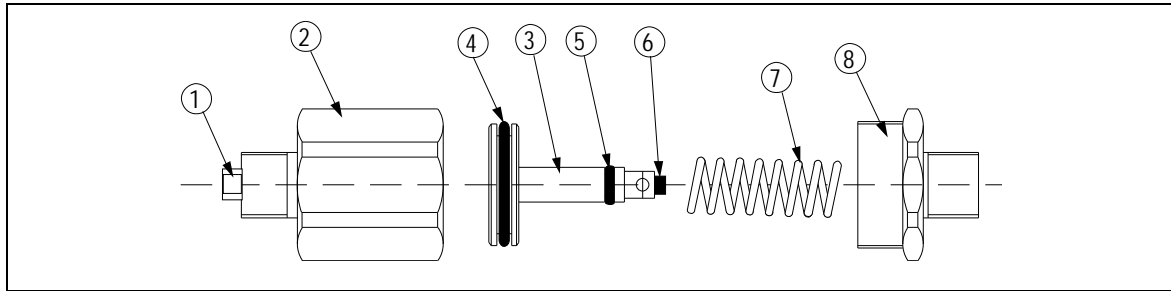
LIQUID PILOT LIGHT











ID	PICTURE	CAT. NR.	P/N	DESCRIPTION		
--		BU10-4	CR-02-0220	LIQUID PILOT REGULATOR ASSEMBLY 		
--		BU10-5	CR-C-0090	COPPER WASHER		
--		BU10-6	CR-02-0060	LIQUID PILOT TORCH		
--		BU10-12	CR-02-0290	LIQUID PILOT VALVE, INCL. NUT & WASHER (COMMON TO LH AND RH)		
--		BU10-13	--	LIQUID PILOT VENT TUBES (SET)		
--		BU10-14	CR-C-0430	LIQUID PILOT HANDLE		
--		BU21/22/7	CR-03-0030	M4 x 20 STL COUNTERSINK SCREW		



LIQUID PILOT REGULATOR



ID	PICTURE	CAT. NR.	P/N	DESCRIPTION		
1		BU10-7	CR-22-0713	LIQUID PILOT JET		
2		BU10-8	--	REGULATOR CYLINDER		
3		BU10-9	--	PISTON		
4		BU10-9A	CR-02-0140	PISTON LARGE O-RING		
5		BU10-9B	CR-02-0150	PISTON SMALL O-RING		
6		BU10-9C	CR-02-0130	PISTON FLAT TOP SEAL		
7		BU10-10	--	REGULATOR SPRING		
8		BU10-11	--	CYLINDER CAP		

LIQUID FIRE VALVE



ID	PICTURE	CAT. NR.	P/N	DESCRIPTION		
--		BU10-15	CR-02-0070	LIQUID FIRE DIFUSER WITH MESH		
--		BU10-16	CR-05-0030	LIQUID FIRE JET STEM		
--		BU10-17	CR-08-0080	LIQUID FIRE VALVE (LEFT)		
--		BU10-17A	CR-08-0090	LIQUID FIRE VALVE (RIGHT)		
--		BU10-18	CR-C-0420	LIQUID FIRE HANDLE		
--		BU21/22/7	CR-03-0030	M4 x 20 ST STL COUNTERSINK SCREW		

MAIN VALVE



ID	PICTURE	CAT. NR.	P/N	DESCRIPTION		
--		BU10-20	--	VALVE MOUNTING SCREW		
--		BU10-24	CR-09-0040	BLACK NYLON THRUST WASHER		
--		BU10-25	CR-09-0465	MAIN VALVE BODY		
--		BU10-26	CR-09-0140	BODY SEAL		
--		BU10-27	CR-09-0150	WASHER RETAINING O-RING		




--		BU10-28	CR-09-0010	STEM WASHER		
--		BU10-29	CR-09-0200	MAIN VALVE SPRING		
--		BU10-30	CR-09-0100	VALVE STEM		
--		BU10-31	--	STEM O-RING		
--		BU10-32	CR-09-0270	VALVE SEAT		
--		BU10-32A	--	VALVE SEAT SEAL		
--		BU10-32B	--	VALVE SEAT SEAL SCREW		
--		BU10-21L	CR-09-0190	MAIN VALVE HANDLE LH (SMOOTH) INCL. REGISTRATION SYSTEM		
--		BU10-21R	--	MAIN VALVE HANDLE RH (SLOTTED) INCL. REGISTRATION SYSTEM		
--		BU10-70	--	BALL SPRING TYPE M5 GRUB SCREW		
--		BU10-71	MA-FE-0390	ST STL M5 NUT		
--		BU10-22	CR-09-0230	PIVOT PIN		
--		BU10-23	--	CIRCLIP		

CROSSOVER VALVE



ID	PICTURE	CAT. NR.	P/N	DESCRIPTION		
--		BU10-52	CR-05-0110	CROSS OVER VALVE		
--		BU10-54	CR-05-0040	1/4" BSP BONDED WAHSER		
--		BU10-53	CR-06-0020	MALE UNION FITTING (INCL. CONCIAL SEALS AND NUT)		
--		BU10-55	CR-05-0050	CROSSOVER FEED TUBE		

VAPOUR PILOT LIGHT



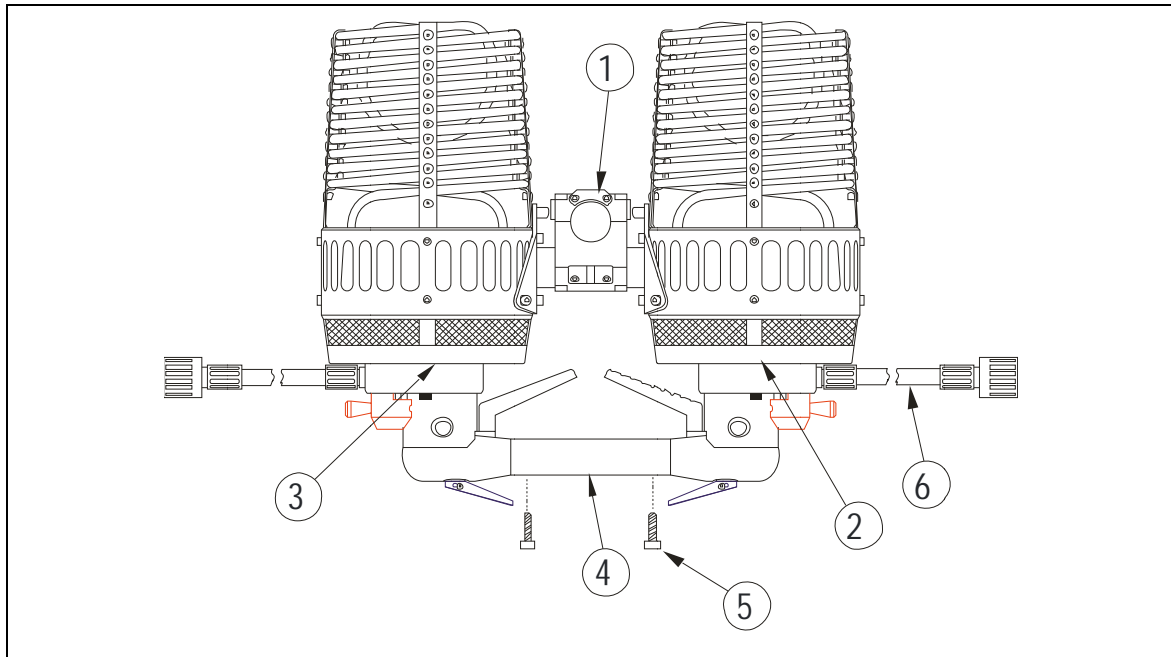
ID	PICTURE	CAT. NR.	P/N	DESCRIPTION		
--		BU10-56	CR-02-0280	VAPOUR PILOT VALVE – LEFT HAND		
--		BU10-57	CR-02-0270	VAPOUR PILOT VALVE – RIGHT HAND		
--		BU10-58	--	VAPOUR PILOT STEM ASSEMBLY		
--		BU10-59	--	VAPOUR PILOT JET		
--		BU10-60	--	VAPOUR PILOT VALVE ADAPTOR		
--		BU10-14	CR-C-0430	LIQUID PILOT HANDLE		
--		BU21/22/7	CR-03-0030	M4 x 20 STL COUNTERSINK SCREW		






SECTION 2C. BMK-008 POWERPLUS SPORT

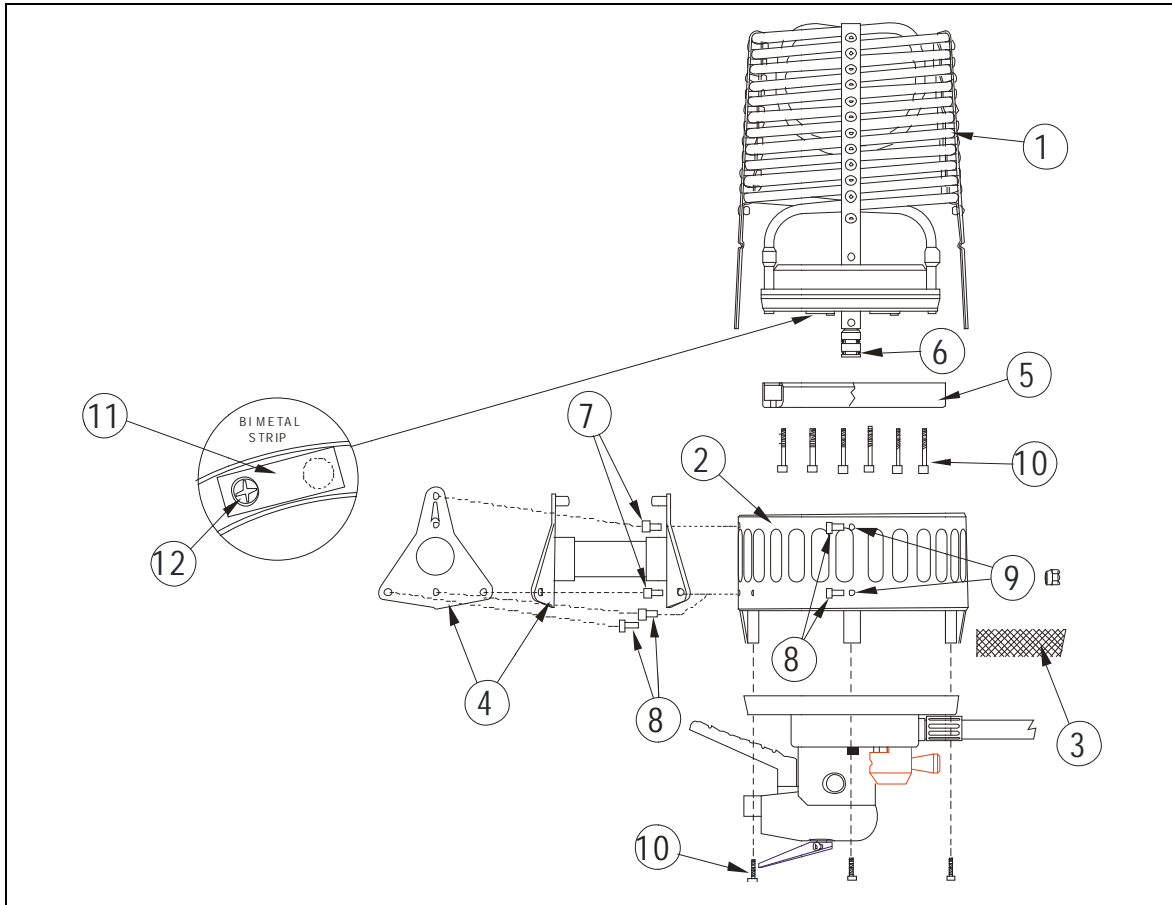
Due to the sharing of parts, Double burner version of the Powerplus Sport is used for P/N identification. Specific items applicable only to the single version are shown in separate assemblies at the end of this section.

DOUBLE BURNER ASSEMBLY




ID	PICTURE	CAT. NR.	P/N	DESCRIPTION		
1		BU21/1/23	CR-22-2500	ULTRAMAGIC GIMBAL BLOCK ASSY 		
2	--	PPD/1/2	CR-PPD-D031	RIGHT VALVE BLOCK		
3	--	PPD/1/3	CR-PPD-E031	LEFT VALVE BLOCK		
4	--	PPD/1/4	CR-PPD-0073	BAR HANDLE CONNECTION		
5		PPD/1/5	MA-FE-0170	M5x20 ST STL CAP HEAD SCREW		
6	--	SEE HOSES	--	FUEL HOSE ASSEMBLY		

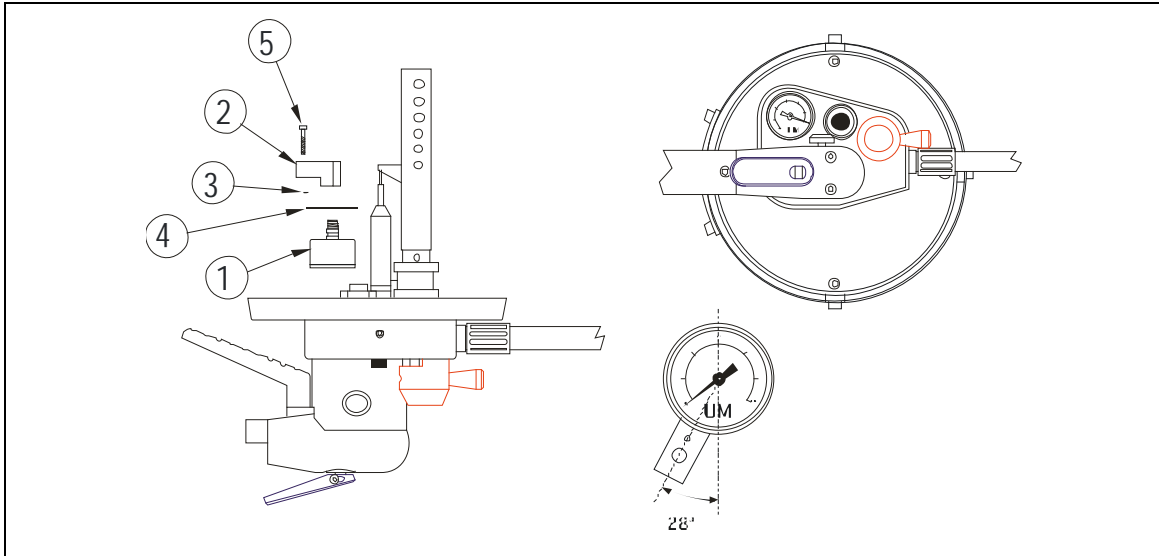
BURNER COIL AND CAN ASSEMBLY








ID	PICTURE	CAT. NR.	P/N	DESCRIPTION		
1	--	PPD/2/1	CR-PPD-0115	BURNER COIL		
2	--	PPD/2/2	CR-PPD-0016	BURNER CAN		
3	--	PPD/2/3	CR-PPD-0134	CAN PROTECTION NET		
4	--	PPD/2/4	CR-PPD-0135	GIMBAL MOUNTING BRACKET ASSY		
5	--	PPD/2/5	CR-PPD-0124	LOWER JET RING		
6		PPD/2/6	CR-PP-0327	COIL O-RING		
7		PPD/2/7	CR-PP-0013	M5x16 ST STL CAP HEAD SCREW		
8		PPD/2/8	CR-PP-0011	M5x12 ST STL CAP HEAD SCREW		
9		PPD/2/9	CR-PP-0111	M5 ST STL LOCK NUT		
10		PPD/2/10	MA-FE-0840	M5x25 ST STL CAP HEAD SCREW		
11		PPD/2/11	CR-PPD-0127	BI-METAL STRIP		

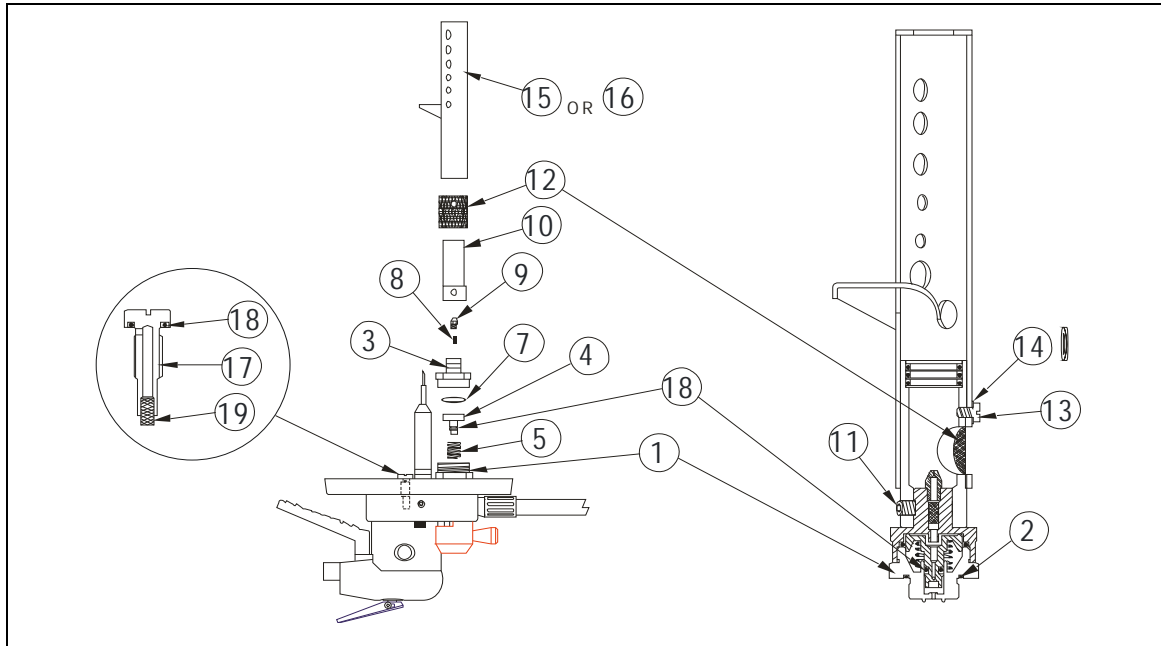
12		PPD/2/12	CR-PP-0041	M4x12 ST STL PAN HEAD SCREW		
----	---	----------	------------	-----------------------------	--	--

PRESSURE GAUGE ASSEMBLY




ID	PICTURE	CAT. NR.	P/N	DESCRIPTION		
1		PPM/3/1	CR-PPD-0062	PRESSURE GAUGE		
2		PPM/3/2	CR-PPD-0063	PRESSURE GAUGE CONNECTION		
3		PPM/3/3	CR-PP-0322	PRESSURE GAUGE O-RING		
4		PPM/3/4	CR-PPD-0064	PRESSURE GAUGE BODY SEAL		
5		PPM/3/5	MA-FE-0840	M5x25 ST STL CAP HEAD SCREW.		

PILOT LIGHT REGULATOR AND TORCH ASSEMBLY

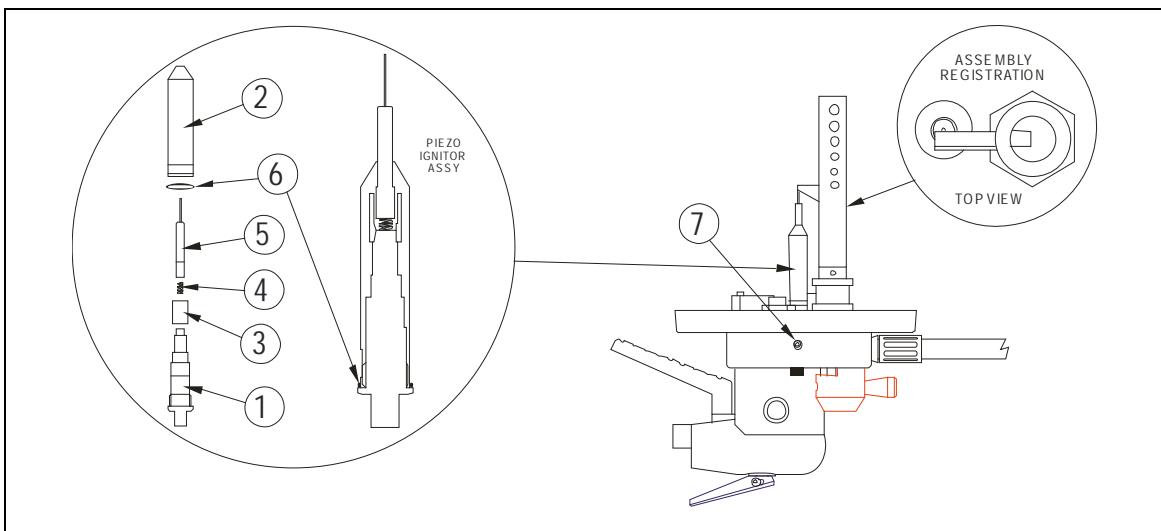







ID	PICTURE	CAT. NR.	P/N	DESCRIPTION		
1	--	PPD/4/1	CR-PPD-0043	PILOT LIGHT REGULATOR LOWER BODY		
2		PPD/4/2	CR-PP-0326	LOWER BODY O-RING		
3	--	PPD/4/3	CR-PPD-0039	PILOT LIGHT REGULATOR UPPER BODY		
4	--	PPD/4/4	CR-PPD-0040	PILOT LIGHT REGULATOR PISTON		
5		PPD/4/5	CR-PPD-0091	PILOT LIGHT REGULATOR SPRING		
6		PPD/4/6	CR-PP-0311	REGULATOR STEM PISTON O-RING		
7		PPD/4/7	CR-PP-0312	REGULATOR PISTON LARGE O-RING		
8		PPD/4/8	CR-PPD-0038	PILOT FLAME JET FILTER		
9	--	PPD/4/9	CR-PPD-0037	PILOT FLAME JET		
10		PPD/4/10	CR-PPD-0035	PILOT FLAME LOWER TUBE		
11		PPD/4/11	CR-N-0040	M6x6 ST STL GRUB SCREW		
12		PPD/4/12	CR-PPD-0036	PILOT FLAME TUBE GAUZE		
13		PPD/4/13	CR-PP-0031	M4x5 ST STL FLAT DRIVE SCREW		



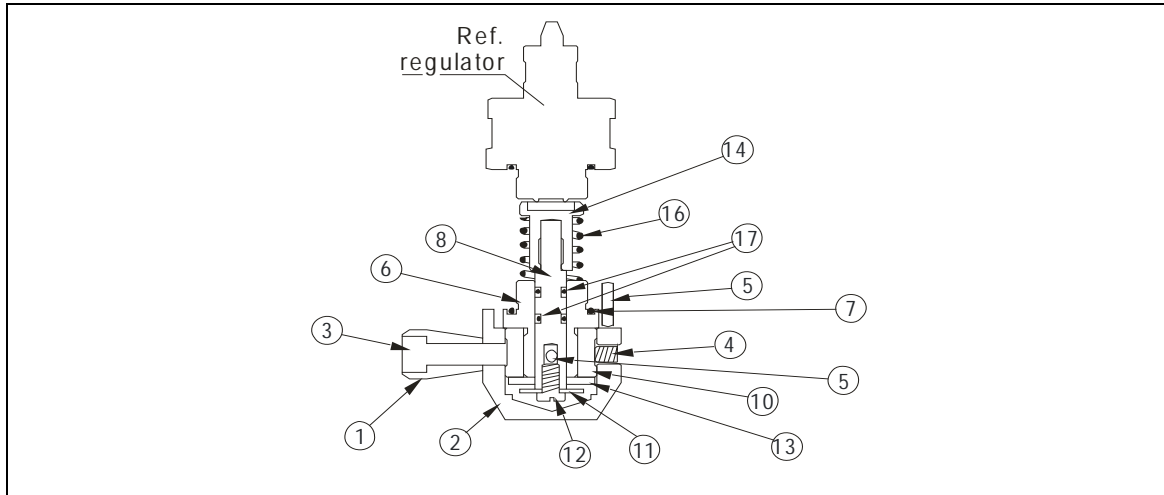
14		PPD/4/14	CR-PP-0201	M4 ST STL WASHER		
15	--	PPD/4/15	CR-PPD-D032	RIGHT TORCH UPPER TUBE		
16	--	PPD/4/16	CR-PPD-W032	LEFT TORCH UPPER TUBE		
17	--	PPD/4/17	CR-PPD-0065	PILOT LIGHT INLET FILTER HOUSING		
18		PPD/4/18	CR-PP-0321	FILTER HOUSING O-RING		
19		PPD/4/19	CR-PPD-0038	PILOT LIGHT FUEL FILTER		

PIEZO IGNITOR ASSEMBLY



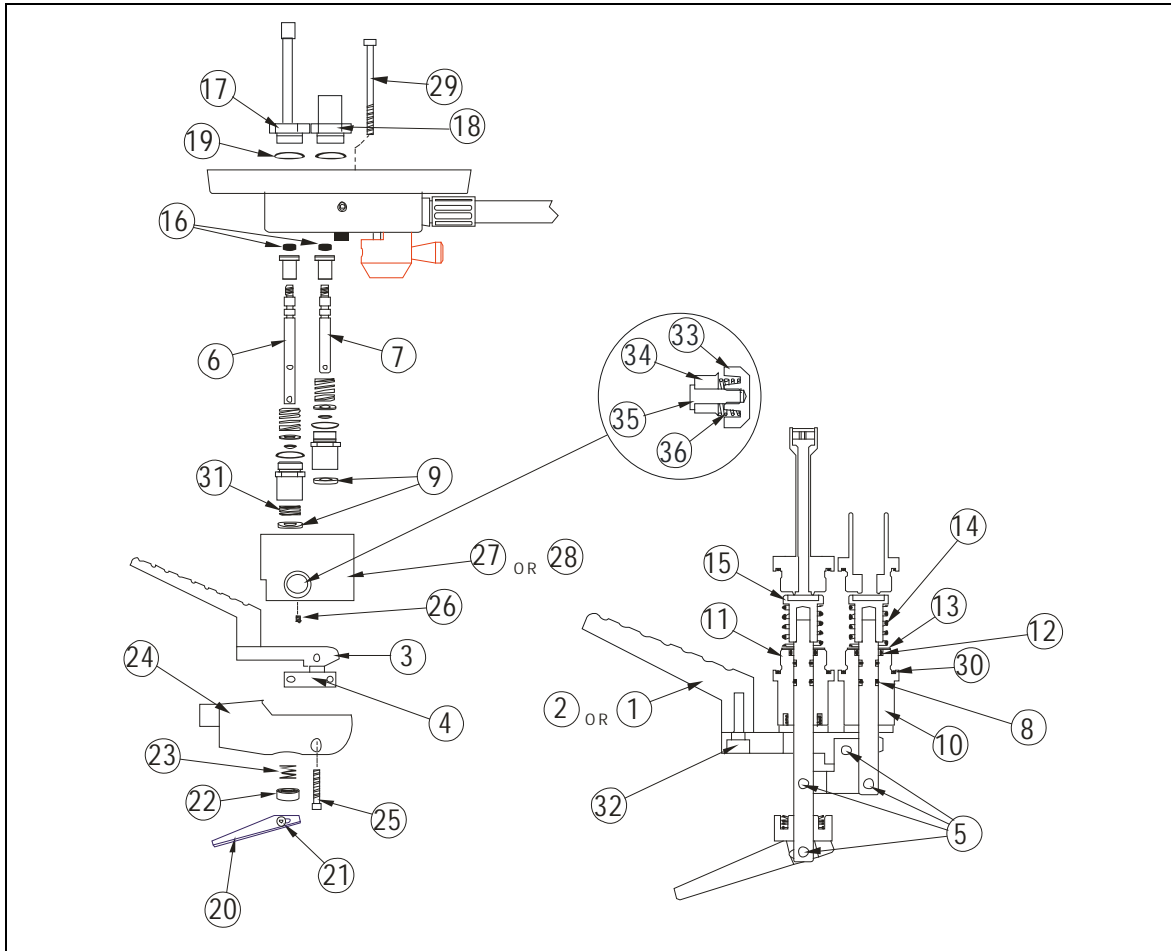
ID	PICTURE	CAT. NR.	P/N	DESCRIPTION		
1		PPD/5/1	CR-PPD-0061	PIEZO IGNITOR UNIT		
2	--	PPD/5/2	CR-PPD-0057	PIEZO IGNITOR SUPPORT TUBE		
3	--	PPD/5/3	CR-PPD-0060	PIEZO IGNITOR INSULATOR		
4		PPD/5/4	CR-PPD-0059	PIEZO IGNITOR SPRING		
5		PPD/5/5	CR-PPD-0058	PIEZO IGNITOR CERAMIC ELECTRODE		
6		PPD/5/6	CR-PP-0324	STOP WATER O-RING		
7		PPD/5/7	CR-PP-0022	M6x8 ST STL GRUB SCREW		

PILOT FLAME VALVE ASSEMBLY



ID	PICTURE	CAT. NR.	P/N	DESCRIPTION		
1	--	PPD/6/1	CR-PPD-V055	PILOT VALVE HANDLE		
2	--	PPD/6/2	CR-PPD-V054	PILOT VALVE KNOB		
3		PPD/6/3	CR-C-0250	M6x20 ST STL CAP HEAD SCREW		
4		PPD/6/4	CR-N-0040	M6x6 ST STL GRUB SCREW		
5		PPD/6/5	CR-PPD-0082	3 x 12 mm PIN		
6	--	PPD/6/6	CR-PPD-0049	PILOT VALVE BONNET		
7		PPD/6/7	CR-PP-0326	PILOT VALVE BONNET O-RING		
8	--	PPD/6/8	CR-PPD-0046	PILOT VALVE STEM		
10	--	PPD/6/10	CR-PPD-0050	PILOT VALVE CAM		
11	--	PPD/6/11	CR-PPD-0087	STOP STEM WASHER		
12		PPD/6/12	CR-PP-0032	M4x8 ST STL FLAT DRIVE SCREW		
13	--	PPD/6/13	CR-PPD-0084	ANTI-FRICTION WASHER		
14		PPD/6/14	CR-PPD-0045	PILOT VALVE SHUTTER		
16		PPD/6/16	CR-PPD-0090	PILOT VALVE SPRING		
17		PPD/6/17	CR-PP-0323	PILOT VALVE STEM O-RING		


MAIN AND LIQUID VALVE DOUBLE ACTION ASSEMBLY



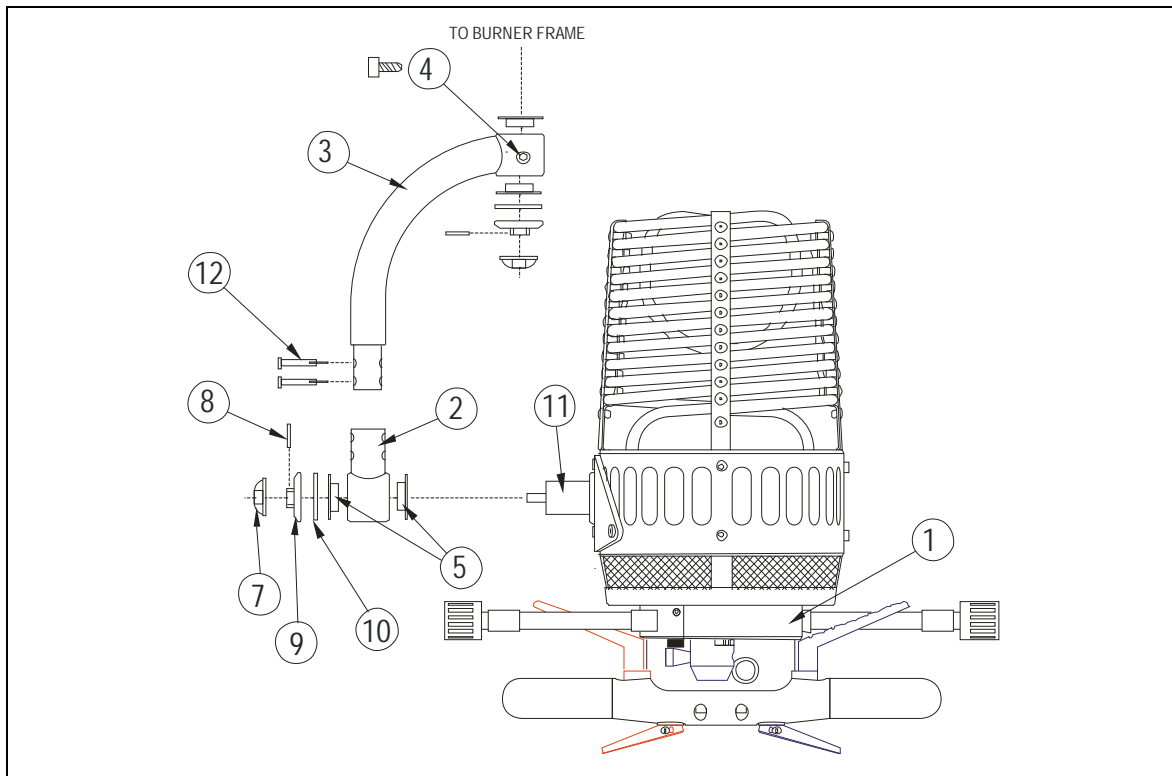
ID	PICTURE	CAT. NR.	P/N	DESCRIPTION		
1	--	PPD/7/1	CR-PPD-D070	BLAST VALVE RIGHT HANDLE (SLOTTED)		
2	--	PPD/7/2	CR-PPD-E070	BLAST VALVE LEFT HANDLE (SMOOTH)		
3	--	PPD/6/3	CR-PPD-0076	BLAST VALVE HANDLE CAM		
4	--	PPD/7/4	CR-PPD-0077	CONNECTION CAM/STEM		
5		PPD/7/5	CR-PPD-0081	DOUBLE ACTION HANDLE PIN		
6	--	PPD/7/6	CR-PPD-L078	LIQUID VALVE STEM		
7	--	PPD/7/7	CR-PPD-P078	BLAST VALVE STEM		
8		PPD/7/8	CR-PP-0323	VALVE STEM O-RING		
9	--	PPD/7/9	CR-PPD-0080	BLAST / LIQUID ANTI-FRICTION WASHER		
10	--	PPD/7/10	CR-PPD-P079	BLAST VALVE CENTRE BODY		





11	--	PPD/7/11	CR-PPD-L079	LIQUID VALVE CENTRE BODY		
12		PPD/7/12	CR-PP-0301	PTFE ENERGIZED O-RING		
13		PPD/7/13	CR-PPD-0088	WASHER STOP PTFE SEAL		
14		PPD/7/14	CR-PPD-0090	BLAST & LIQUID VALVE SPRING		
15		PPD/7/15	CR-PPD-0045	BLAST & LIQUID VALVE SHUTTER		
17	--	PPD/7/17	CR-PPD-0075	LIQUID JET SLEEVE		
18	--	PPD/7/18	CR-PPD-0074	BLAST VALVE SLEEVE		
19		PPD/7/19	CR-PP-0326	BLAST & LIQUID JET VALVE SLEEVE O-RING		
20	--	PPD/6/20	CR-PPD-B069	LIQUID VALVE HANDLE BLUE		
21		PPD/7/21	CR-PP-0001	M3x5 ST STL HEX DRIVE SCREW		
22	--	PPD/7/22	--	LIQUID HANDLE ANTI-FRICTION WASHER		
23		PPD/7/23	CR-PPD-0094	LIQUID HANDLE SPRING		
24	--	PPD/7/24	CR-PPD-0072	BAR END CAP		
25		PPD/7/25	CR-PP-0016	M5x30 ST STL CAP HEAD SCREW		
26		PPD/7/26	CR-N-0040	M6x6 ST STL GRUB SCREW		
27	--	PPD/7/27	CR-PPD-D071	EXTERNAL BODY RIGHT		
28	--	PPD/7/28	CR-PPD-E071	EXTERNAL BODY LEFT		
29		PPD/7/29	CR-PP-0017	M5x50 ST STL CAP HEAD SCREW		
30		PPD/7/30	CR-PP-0326	BLAST & LIQUID VALVE BODY O-RING		
31	--	PPD/7/31	CR-PPD-0094	LIQUID VALVE BODY ANTI-FRICTION SPRING		
32		PPD/7/32	MA-FE-0170	M5x20 ST STL CAP HEAD SCREW		







33	--	PPD/7/33	CR-PPD-0066	SAFETY BUTTON		
34	--	PPD/7/34	CR-PPD-0067	SAFETY BUTTON STEM		
35	--	PPD/7/35	CR-PPD-0068	SAFETY BUTTON SUPPORT		
36		PPD/7/36	CR-PPD-0093	SAFETY BUTTON SPRING		

SINGLE BURNER MOUNTING



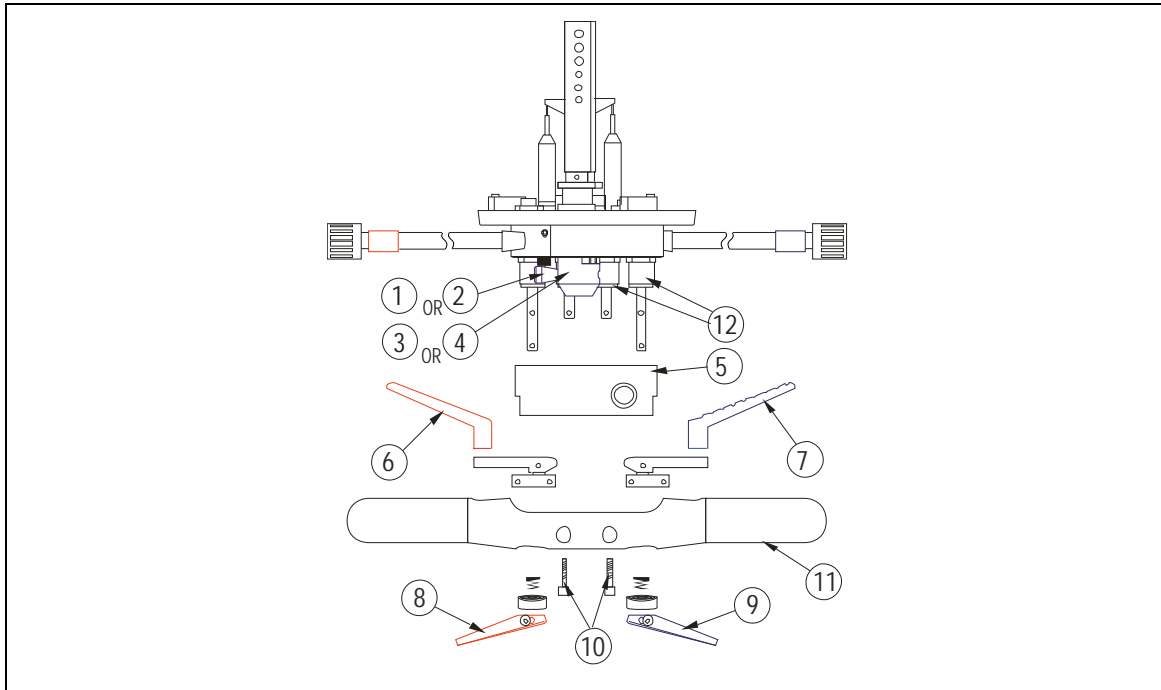
ID	PICTURE	CAT. NR.	P/N	DESCRIPTION		
1	--	PPS/1/1	CR-PPS-0031	SINGLE VALVE BLOCK		
2	--	PPS/1/2B	--	ST STL DETTACHABLE RADIUS ARM - BURNER SIDE		
3	--	PPS/1/2C	--	ST STL DETTACHABLE RADIUS ARM - FRAME SIDE		
4		PPS/1/3	CR-PP-0018	M6 ST STL SPECIAL CAP HEAD SCREW		
5		PPS/1/4	CR-PPS-0149	ANTIFRICTION NYLON WASHER		
7		PPS/1/6B	--	NUT COVER – PIN RETAINER		
8		PPS/1/6C	--	REGISTRATION PIN FOR SLOTTED NUT		



9		PPS/1/6D	--	ST STL SLOTTED NUT		
10		PPS/1/7B	--	STEEL CONICAL WASHER		
11		PPS/1/8B	--	GIMBAL MOUNTING BRACKET ASSY M12		
12	--	PPS/1/2D	--	ST STL 30 mm PIN		



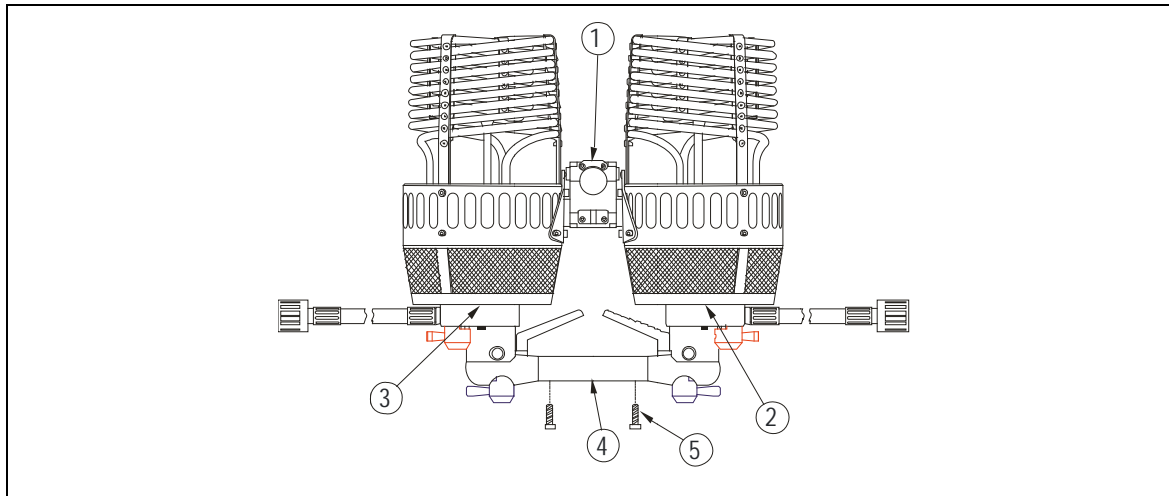
SINGLE BURNER SPECIFIC PARTS






ID	PICTURE	CAT. NR.	P/N	DESCRIPTION		
1	--	PPS/6/1	CR-PPS-B055	RIGHT PILOT VALVE HANDLE – BLUE		
2	--	PPS/6/2	CR-PPS-V055	LEFT PILOT VALVE HANDLE – RED		
3	--	PPS/6/3	CR-PPS-B054	RIGHT PILOT VALVE KNOB – BLUE		
4	--	PPS/6/4	CR-PPS-V055	LEFT PILOT VALVE KNOB – RED		
5	--	PPS/7/28	CR-PPS-0071	SINGLE BURNER VALVE COVER		
6	--	PPS/7/2	CR-PPS-V070	MAIN VALVE HANDLE – RIGHT / RED		
7	--	PPS/7/1	CR-PPS-B070	MAIN VALVE HANDLE – LEFT / BLUE		
8	--	PPS/7/24	CR-PPS-V069	LIQUID VALVE HANDLE RED		
9	--	PPS/7/20	CR-PPS-B069	LIQUID VALVE HANDLE BLUE		
10		PPS/7/26	MA-FE-0840	M5x20 ST STL CAP HEAD SCREW		
11	--	PPS/7/25	CR-PPS-0072	SINGLE BURNER BAR HANDLE		
12	--	PPS/7/10	CR-PPS-0079	MAIN & LIQUID VALVE BODY		

SECTION 2D. BMK-050 POWERPLUS MAXI

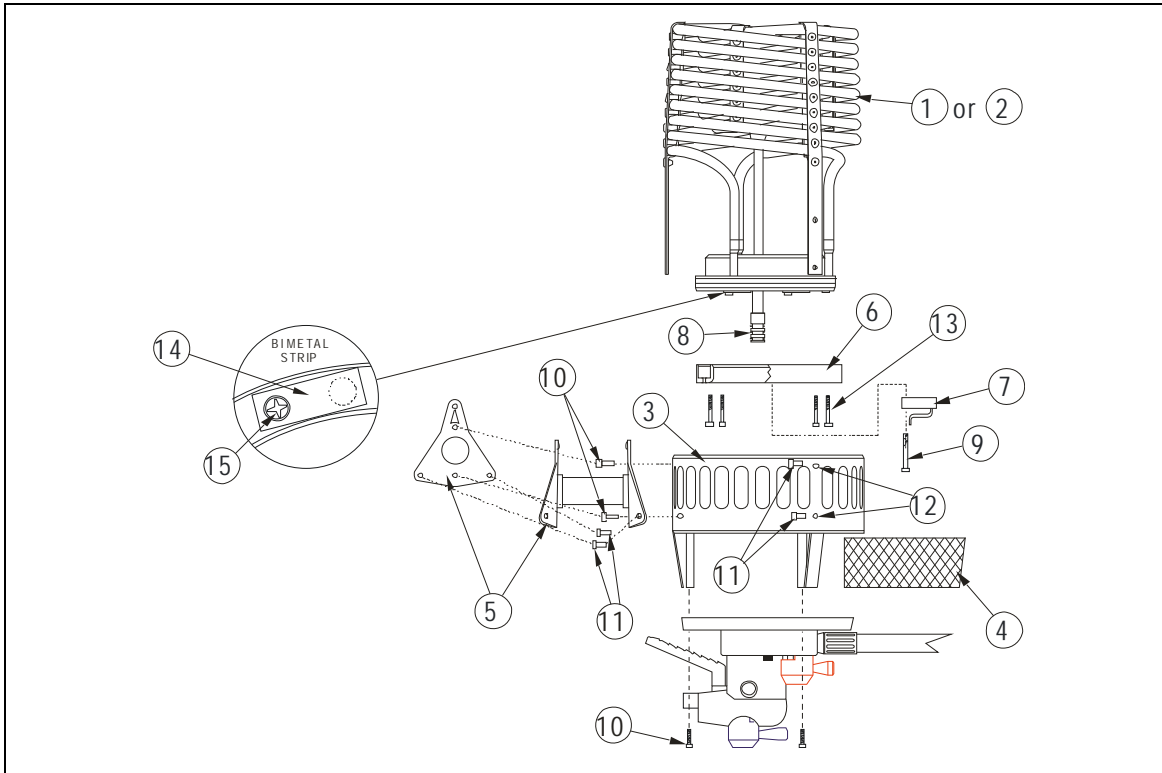
DOUBLE BURNER ASSEMBLY






ID	PICTURE	CAT. NR.	P/N	DESCRIPTION		
1		BU21/1/23	CR-22-2500	ULTRAMAGIC GIMBAL BLOCK ASSEMBLY 		
2	--	PPM/1/2	CR-PPM-D031	RIGHT VALVE BLOCK		
3	--	PPM/1/3	CR-PPM-E031	LEFT VALVE BLOCK		
4	--	PPM/1/4	CR-PPD-0073	BAR HANDLE CONNECTION		
5		PPM/1/5	MA-FE-0170	M5x20 ST STL CAP HEAD SCREW		



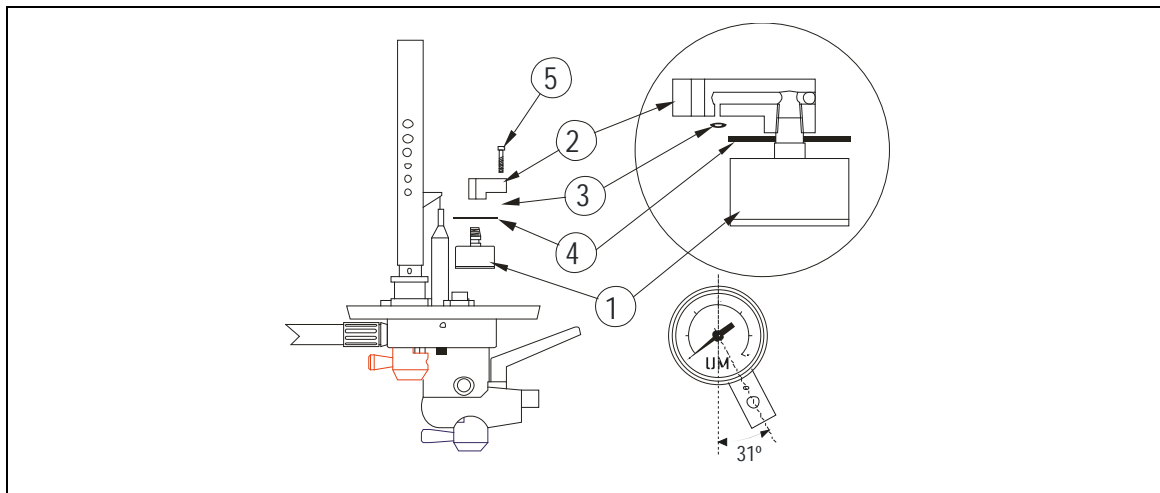
BURNER COIL AND CAN ASSEMBLY








ID	PICTURE	CAT. NR.	P/N	DESCRIPTION		
1	--	PPM/2/1	CR-PPM-D115	RIGHT SIDE BURNER COIL		
2	--	PPM/2/2	CR-PPM-E115	LEFT SIDE BURNER COIL		
3	--	PPM/2/3	CR-PPM-0016	BURNER CAN		
4	--	PPM/2/4	CR-PPM-0134	CAN PROTECTION NET		
5	--	PPM/2/5	CR-PPM-0135	GIMBAL MOUNTING BRACKET		
6	--	PPM/2/6	CR-PPM-0124	LOWER JET RING		
7	--	PPM/2/7	CR-PPM-0030	SLURPER TUBE		
8		PPM/2/8	CR-PP-0327	COIL POST O-RING		
9	--	PPM/2/9	CR-PPM-0083	SLURPER TUBE MODIFIED SCREW		
10		PPM/2/10	CR-PP-0013	M5x16 ST STL CAP HEAD SCREW		
11		PPM/2/11	CR-PP-0011	M5x12 ST STL CAP HEAD SCREW		
12		PPM/2/12	CR-PP-0111	M5 ST STL LOCK NUT		

13		PPM/2/13	MA-FE-0840	M5x25 ST STL CAP HEAD SCREW		
14		PPM/2/14	CR-PPD-0127	BI-METAL STRIP		
15		PPM/2/15	CR-PP-0041	M4x12 ST STL PAN HEAD SCREW		

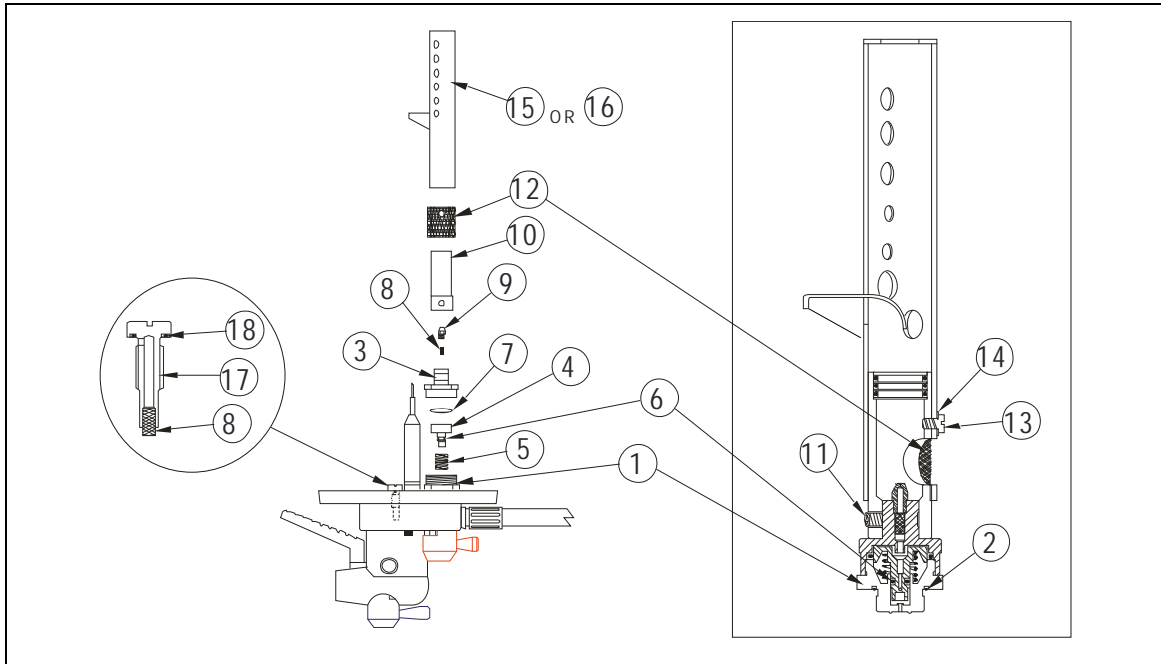
PRESSURE GAUGE ASSEMBLY



ID	PICTURE	CAT. NR.	P/N	DESCRIPTION		
1		PPM/3/1	CR-PPD-0062	PRESSURE GAUGE		
2		PPM/3/2	CR-PPD-0063	PRESSURE GAUGE CONNECTION		
3		PPM/3/3	CR-PP-0322	PRESSURE GAUGE O-RING		
4		PPM/3/4	CR-PPD-0064	PRESSURE GAUGE BODY SEAL		
5		PPM/3/5	MA-FE-0840	M5x25 ST STL CAP HEAD SCREW.		



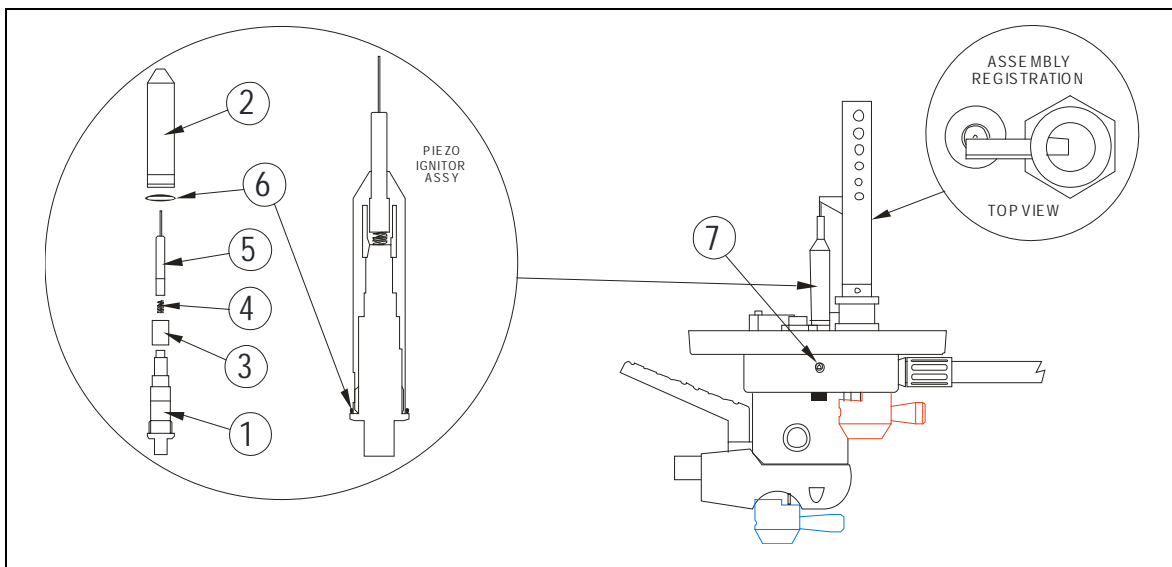
PILOT LIGHT REGULATOR AND TORCH ASSEMBLY



ID	PICTURE	CAT. NR.	P/N	DESCRIPTION		
1	--	PPM/4/1	CR-PPD-0043	PILOT LIGHT REGULATOR LOWER BODY		
2		PPM/4/2	CR-PP-0326	LOWER BODY O-RING		
3	--	PPM/4/3	CR-PPD-0039	PILOT LIGHT REGULATOR UPPER BODY		
4	--	PPM/4/4	CR-PPD-0040	PILOT LIGHT REGULATOR PISTON		
5		PPM/4/5	CR-PPD-0091	PILOT LIGHT REGULATOR SPRING		
6		PPM/4/6	CR-PP-0311	REGULATOR STEM PISTON O-RING		
7		PPM/4/7	CR-PP-0312	REGULATOR PISTON LARGE O-RING		
8		PPM/4/8	CR-PPD-0038	PILOT FLAME JET FILTER		
9	--	PPM/4/9	CR-PPD-0037	PILOT FLAME JET		
10		PPM/4/10	CR-PPD-0035	PILOT FLAME LOWER TUBE		
11		PPM/4/11	CR-N-0040	M6x6 ST STL GRUB SCREW		
12		PPM/4/12	CR-PPD-0036	PILOT FLAME TUBE GAUZE		
13		PPM/4/13	CR-PP-0031	M4x5 ST STL FLAT DRIVE SCREW		

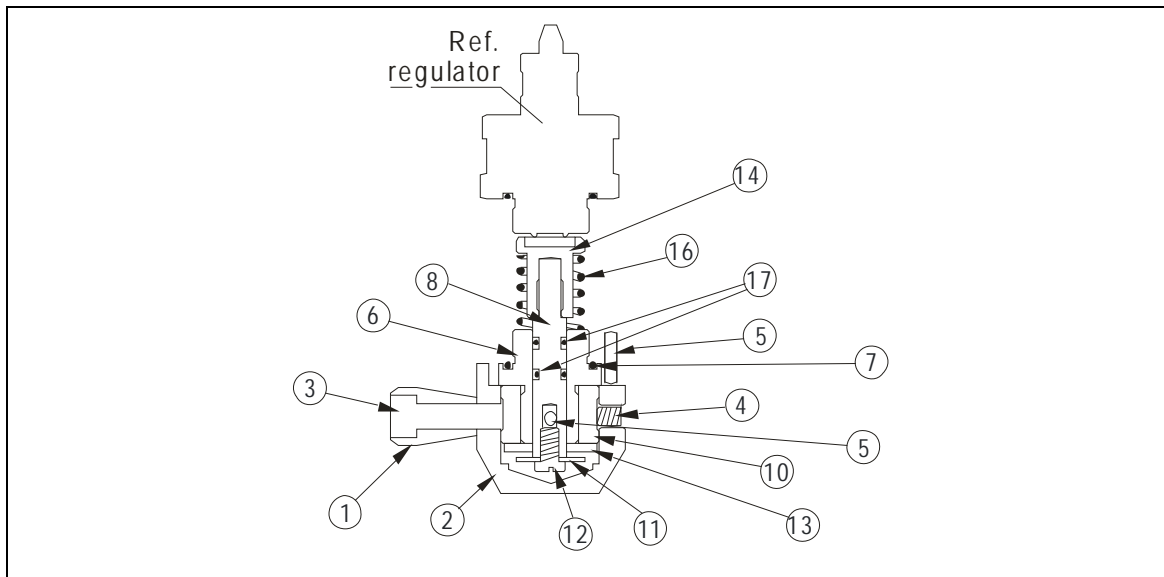
14		PPM/4/14	CR-PP-0201	M4 ST STL WASHER		
15	--	PPM/4/15	CR-PPM-D032	RIGHT TORCH UPPER TUBE		
16	--	PPM/4/16	CR-PPM-E032	LEFT TORCH UPPER TUBE		
17	--	PPM/4/17	CR-PPD-0065	PILOT LIGHT INLET FILTER HOUSING		
18		PPM/4/18	CR-PP-0321	FILTER HOUSING O-RING		

PIEZO IGNITOR ASSEMBLY



ID	PICTURE	CAT. NR.	P/N	DESCRIPTION		
1		PPM/5/1	CR-PPD-0061	PIEZO IGNITOR UNIT		
2	--	PPM/5/2	CR-PPD-0057	PIEZO IGNITOR SUPPORT TUBE		
3	--	PPM/5/3	CR-PPD-0060	PIEZO IGNITOR INSULATOR		
4		PPM/5/4	CR-PPD-0059	PIEZO IGNITOR SPRING		
5		PPM/5/5	CR-PPD-0058	PIEZO IGNITOR CERAMIC ELECTRODE		
6		PPM/5/6	CR-PP-0324	STOP WATER O-RING		
7		PPM/5/7	CR-PP-0022	M6x8 ST STL GRUB SCREW		

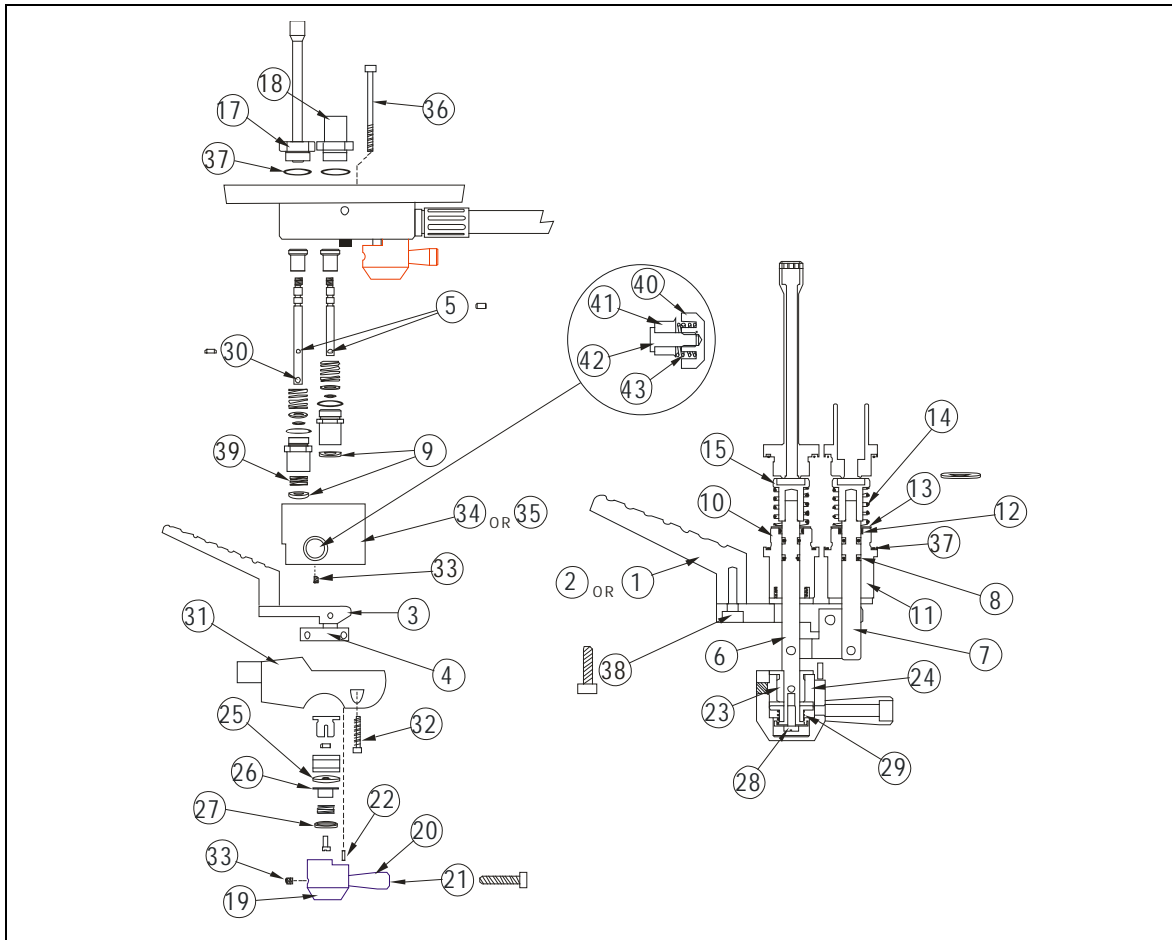
PILOT LIGHT VALVE ASSEMBLY



ID	PICTURE	CAT. NR.	P/N	DESCRIPTION		
1	--	PPM/6/1	CR-PPD-V055	PILOT VALVE HANDLE		
2	--	PPM/6/2	CR-PPD-V054	PILOT VALVE KNOB		
3		PPM/6/3	CR-C-0250	M6x20 ST STL CAP HEAD SCREW		
4		PPM/6/4	CR-N-0040	M6x6 ST STL GRUB SCREW		
5		PPM/6/5	CR-PPD-0082	3 x 12 mm PIN		
6	--	PPM/6/6	CR-PPD-0049	PILOT VALVE BONNET		
7		PPM/6/7	CR-PP-0326	PILOT VALVE BONNET O-RING		
8	--	PPM/6/8	CR-PPD-0046	PILOT VALVE STEM		
10	--	PPM/6/10	CR-PPD-0050	PILOT VALVE CAM		
11	--	PPM/6/11	CR-PPD-0087	STOP STEM WASHER		
12		PPM/6/12	CR-PP-0032	M4x8 ST STL FLAT DRIVE SCREW		
13	--	PPM/6/13	CR-PPD-0084	ANTI-FRICTION WASHER		
14		PPM/6/14	CR-PPD-0045	PILOT VALVE SHUTTER		
16		PPM/6/16	CR-PPD-0091	PILOT VALVE SPRING		

17		PPM/6/17	CR-PP-0323	PILOT VALVE STEM O-RING		
----	--	----------	------------	-------------------------	--	--

MAIN AND LIQUID (DOUBLE ACTION) ASSEMBLY



ID	PICTURE	CAT. NR.	P/N	DESCRIPTION		
1	--	PPM/7/1	CR-PPD-D070	BLAST VALVE RIGHT HANDLE		
2	--	PPM/7/2	CR-PPD-E070	BLAST VALVE LEFT HANDLE		
3	--	PPM/7/3	CR-PPD-0076	BLAST VALVE CAM		
4	--	PPM/7/4	CR-PPD-0077	CONNECTION CAM / STEM		
5		PPM/7/5	CR-PPD-0081	DOUBLE ACTION HANDLE PIN		
6	--	PPM/7/6	CR-PPM-L078	LIQUID VALVE STEM (LONG)		
7	--	PPM/7/7	CR-PPD-P078	BLAST VALVE STEM (SHORT)		
8		PPM/7/8	CR-PP-0323	VALVE STEM O-RING		

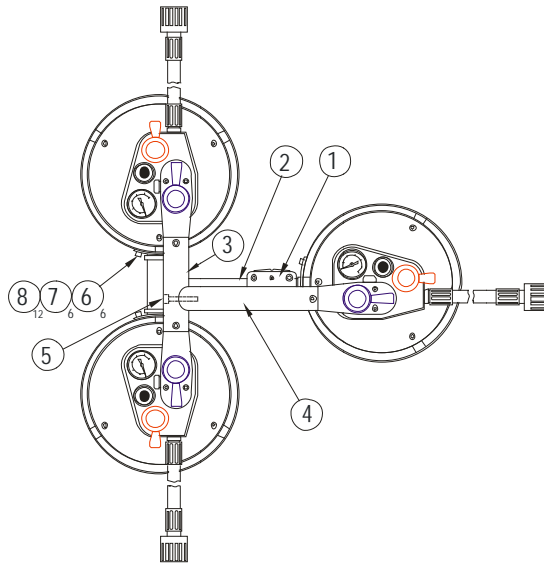





9	--	PPM/7/9	CR-PPD-0080	BLAST / LIQUID ANTI-FRICTION WASHER		
10	--	PPM/7/10	CR-PPD-P079	BLAST VALVE CENTRE BODY		
11	--	PPM/7/11	CR-PPD-L079	LIQUID VALVE CENTRE BODY		
12		PPM/7/12	CR-PP-0301	PTFE ENERGIZED O-RING		
13		PPM/7/13	CR-PPD-0088	WASHER STOP PTFE SEAL		
14		PPM/7/14	CR-PPD-0090	BLAST/PILOT/LIQUID VALVE SPRING		
15		PPM/7/15	CR-PPD-D070	BLAST/PILOT/LIQUID VALVE SHUTTER		
17		PPM/7/17	CR-PPM-0075	LIQUID JET SLEEVE		
18	--	PPM/7/18	CR-PPM-0074	BLAST VALVE SLEEVE		
19	--	PPM/7/19	CR-PPM-0053	LIQUID VALVE EXTERNAL BODY BLUE		
20	--	PPM/7/20	CR-PPM-0056	LIQUID VALVE HANDLE BLUE		
21		PPM/7/21	MA-FE-0449	M6x30 ST STL CAP HEAD SCREW		
22		PPM/7/22	CR-PPD-0082	ROTATION STOP PIN		
23	--	PPM/7/23	CR-PPM-0048	LIQUID VALVE BONNET		
24	--	PPM/7/24	CR-PPD-0050	RING TO OPEN VALVE		
25	--	PPM/7/25	CR-PPD-0084	LIQUID ANTI-FRICTION WASHER		
26	--	PPM/7/26	CR-PPM-0085	LIQUID SPRING SUPPORT		
27	--	PPM/7/27	CR-PPM-0086	LIQUID VALVE STOP STEM		
28		PPM/7/28	CR-PP-0032	M4x8 ST STL FLAT DRIVE SCREW		
29	--	PPM/7/29	CR-PPM-0092	LIQUID VALVE BONNET SPRING (USED ON BOTH RH AND LH)		
30		PPM/7/30	CR-PPD-0082	ANTI-ROTATION STEM PIN		

31	--	PPM/7/31	CR-PPM-0072	BAR END CAP		
32		PPM/7/32	MA-FE-0840	M5x25 ST STL CAP HEAD SCREW FOR BAR END CAP		
33		PPM/7/33	CR-N-0040	M6x6 ST STL GRUB SCREW FOR SAFETY BUTTON		
34	--	PPM/7/34	CR-PPD-D071	EXTERNAL BODY RIGHT		
35	--	PPM/7/35	CR-PPD-E071	EXTERNAL BODY LEFT		
36		PPM/7/36	CR-PP-0017	M5x50 ST STL CAP HEAD SCREW		
37		PPM/7/37	CR-PP-0326	BLAST / LIQUID VALVE BODY O-RING		
38		PPM/7/38	MA-FE-0170	M5x20 ST STL CAP HEAD SCREW		
39		PPM/7/39	CR-PPD-0094	BLAST VALVE CENTRE BODY SPRING		
40	--	PPM/7/40	CR-PPD-0066	SAFETY BUTTON COVER		
41	--	PPM/7/41	CR-PPD-0067	SAFETY BUTTON STEM		
42	--	PPM/7/42	CR-PPD-0068	SAFETY BUTTON SUPPORT		
43		PPM/7/43	CR-PPD-0093	SAFETY BUTTON SPRING		

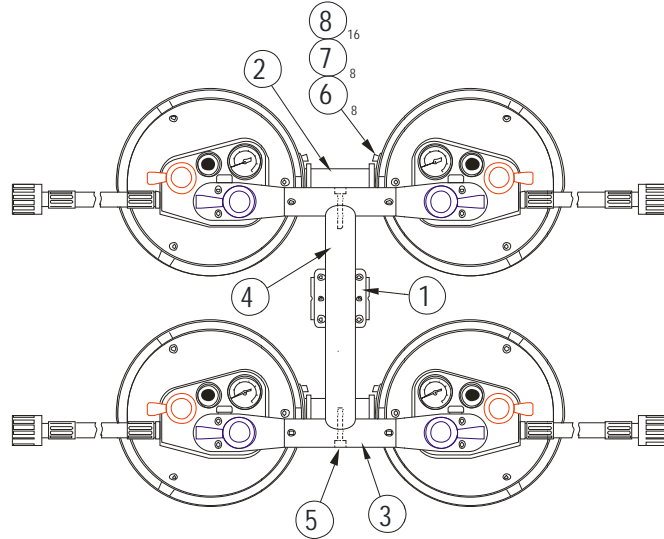








TRIPLE BURNER ASSEMBLY



ID	PICTURE	CAT. NR.	P/N	DESCRIPTION		
1		BU21/1/23	CR-22-2500	ULTRAMAGIC GIMBAL BLOCK ASSY 		
2	--	PPT/8/2	CR-PPT-0136	TRIPLE GIMBAL MOUNTING BRACKET		
3	--	PPT/8/3	CR-PPT-C073	TRIPLE BAR HANDLE CONNECTION SHORT		
4	--	PPT/8/4	CR-PPT-L073	TRIPLE BAR HANDLE CONNECTION LONG		
5		PPT/8/5	CR-PP-0019	M5x35 ST STL CAP HEAD SCREW		
6		PPT/8/6	CR-PP-0013	M5x16 ST STL CAP HEAD SCREW		
7		PPT/8/7	CR-PP-0011	M5x12 ST STL CAP HEAD SCREW		
8		PPT/8/8	CR-PP-0111	M5 ST STL LOCK NUT		

QUAD BURNER ASSEMBLY

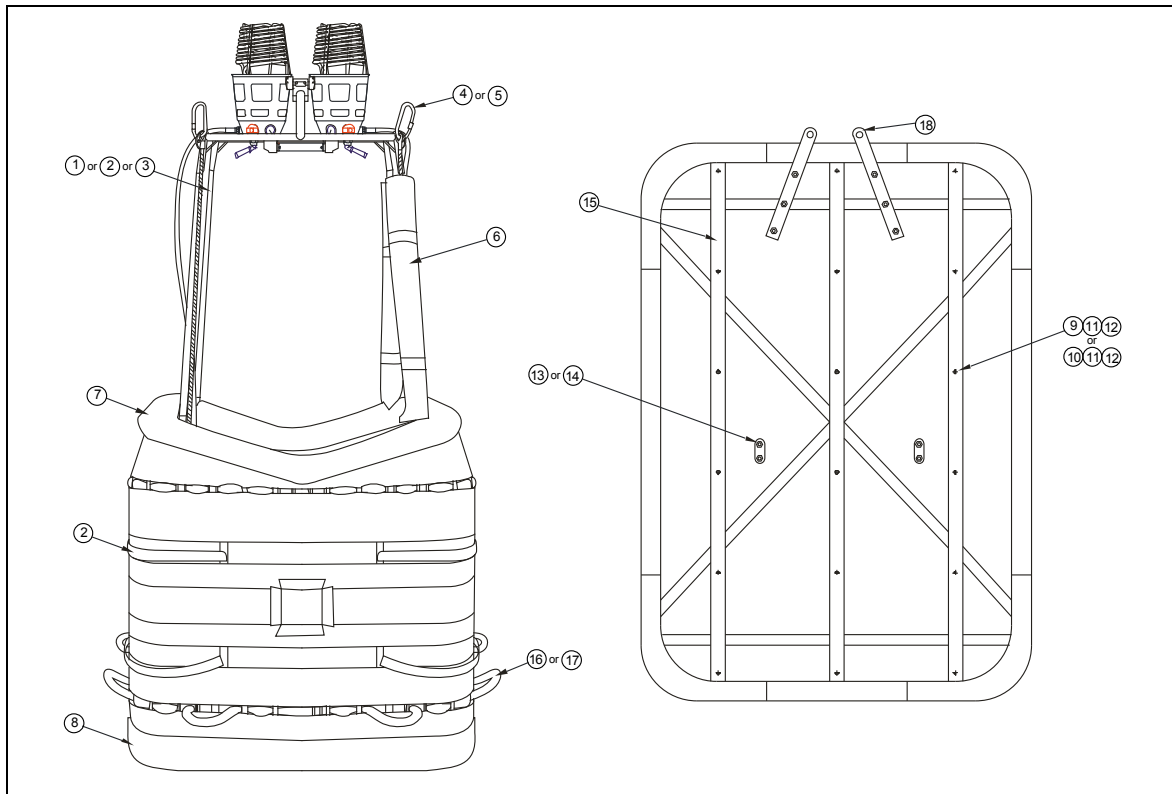


ID	PICTURE	CAT. NR.	P/N	DESCRIPTION		
1		BU21/1/23	CR-22-2500	ULTRAMAGIC GIMBAL BLOCK ASSY		
2	--	PPQ/9/2	CR-PPQ-0137	QUAD GIMBAL MOUNTING BRACKET		
3	--	PPQ/9/3	CR-PPQ-C073	QUAD BAR HANDLE CONNECTION SHORT		
4	--	PPQ/9/4	CR-PPQ-L073	QUAD BAR HANDLE CONNECTION LONG		
5		PPQ/9/5	CR-PP-0019	M5x35 ST STL CAP HEAD SCREW		
6		PPQ/9/6	CR-PP-0013	M5x16 ST STL CAP HEAD SCREW		
7		PPQ/9/7	CR-PP-0011	M5x12 ST STL CAP HEAD SCREW		
8		PPQ/9/8	CR-PP-0111	M5 ST STL LOCK NUT		



SECTION 3. BASKETS

BASKET PARTS



ID	PICTURE	CAT. NR.	P/N	DESCRIPTION		
1		BA-1	CI-C-0060	NYLON FLEXI RIGID ROD* - 35 CM		
2		BA-29	CI-C-0050	NYLON FLEXI RIGID ROD* - 30 CM		
3		BA-2	CI-C-0040	NYLON FLEXI RIGID ROD* - 25 CM		
4		BA-3	EM-01-0140	KARABINER – STUBAI 3000 KG		
5		BA-42	--	KARABINER – STUBAI 4000 KG		
6	--	BA-4	--	ROD COVER**		
7		BA-5A	CI-01-0050	SUEDE – BLACK***		
7		BA-6A	CI-01-0010	SUEDE – NAVY BLUE***		
7		BA-7A	CI-01-0060	SUEDE – BOTTLE GREEN ***		
7		BA-9A	CI-01-0080	SUEDE – RED / OPAL ***		
7		BA-10A	CI-01-0030	SUEDE – TOBBACCO BROWN***		
7		BA-5B	--	GRAIN (VELVET) – BLACK***		
7		BA-6B	--	GRAIN (VELVET) – NAVY BLUE***		

7		BA-6C	--	GRAIN (VELVET) – MID BLUE***		
7		BA-7B	--	GRAIN (VELVET) –BOTTLEGREEN***		
7		BA-9B	--	GRAIN (VELVET) – RED / OPAL***		
7		BA-10B	--	GRAIN (VELVET) – TOBBACCO BROWN ***		
8	--	BA-12	CI-01-0090	RAW HIDE* (SENT SOAKED OR DRIED)		
9		BA-13	CI-C-0210	RUNNER BOLT M10x55 (SQUARE NECK) FOR SMALL BASKETS UP TO C-4		
10		BA-43	--	RUNNER BOLT M10x60 (SQUARE NECK) FOR LARGE BASKETS ABOVE C-4		
11		BA-14	QU-C-0110	M10 NUT FOR RUNNER ATTACHMENT		
12		BA-44	--	M10 ST STL WASHER		
13		BA-15	--	ROUND U-BOLT M10 COMPLETE INCL. NUTS& PLATES		
14		BA-45	--	FLAT U-BOLT M10 COMPLETE INCL. NUTS&PLATES		
15		BA-46	--	C-1 BASKET RUNNER - 5x5x120		
15		BA-17	CI-02-0010	C-2 BASKET RUNNER - 5x5x110		
15		BA-18	CI-02-0020	C-3 BASKET RUNNER - 5x5x130		
15		BA-19	CI-02-0030	C-10 BASKET RUNNER - 5x5x145		
15		BA-20	CI-02-0040	C-4 BASKET RUNNER - 5x5x160		
15		BA-21	CI-02-0050	C-6 BASKET RUNNER - 8x5x180		
15		BA-22	CI-02-0060	BASKET RUNNER - 8x5x190		
15		BA-23	CI-02-0070	C-7 BASKET RUNNER - 8x5x200		
15		BA-24	CI-02-0080	C-5 BASKET RUNNER - 8x5x220		
15		BA-25	CI-02-0090	C-5 BASKET RUNNER - 8x5x240		
15		BA-26	CI-02-0100	C-8 BASKET RUNNER - 8x5x260		
15		BA-27	CI-02-0110	C-9 BASKET RUNNER - 9x5x300		



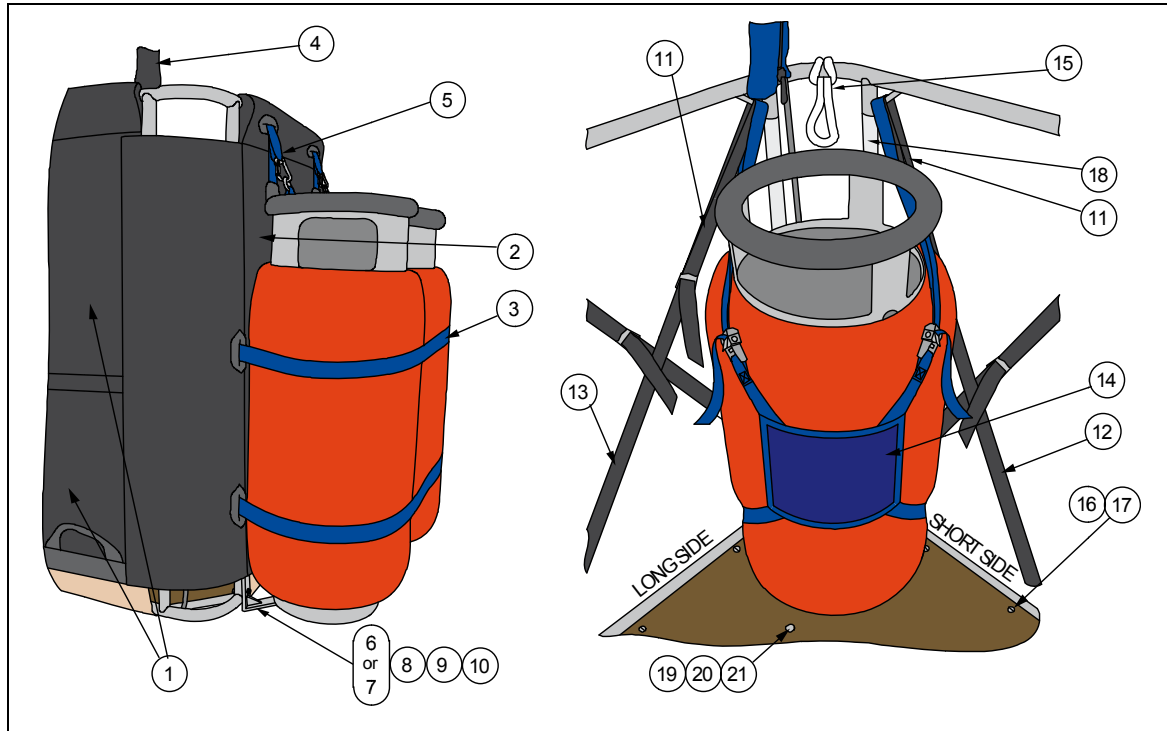
15		BA-28	CI-02-0120	C-11 BASKET RUNNER - 9x5x350		
15		BA-38	CI-02-0190	C-12 BASKET RUNNER - 9x4,5x450		
15		BA-39	CI-02-0230	C-14 BASKET RUNNER - 9x4,5x520		
15	--	BA-30	--	BASKET RUNNER - CO CUT OUT FOR NYLON		
16		BA-32	CI-04-0020	STD HANDLE ROPE (20mm) WHITE		
16		BA-33A	CI-04-0040	STD HANDLE ROPE (20mm) BLACK		
16		BA-34A	CI-04-0060	STD HANDLE ROPE (20mm) RED		
16		BA-35A	CI-04-0030	STD HANDLE ROPE (20mm) BLUE		
16		BA-36A	CI-04-0070	STD HANDLE ROPE (20mm) DARK YELLOW		
16		BA-37A	CI-04-0050	STD HANDLE ROPE (20mm) BOTTLE GREEN		
17		BA-33B	--	THIN HANDLE ROPE (16mm) BLACK		
17		BA-34B	--	THIN HANDLE ROPE (16mm) RED		
17		BA-35B	--	THIN HANDLE ROPE (16mm) BLUE		
17		BA-36B	--	THIN HANDLE ROPE (16mm) DARK YELLOW		
17		BA-37B	--	THIN HANDLE ROPE (16mm) BOTTLE GREEN		
18		BA-47	--	TOWING PLATES (PAIR) INCL. BOLTS & NUTS		
--		BA-40	CI-C-0595	ST STL TURNBUCKLE (TENSOR)		
--		BA-41	EM-01-0120	ST STL 5mm QUICK LINK		
--	--	BA-31	CI-C-0780	NYLON STRIP - 3m FOR BASKET RUNNER		
--	--	BA-48	--	35mm BLACK FOAM FOR FLOOR		

* Provide dimensions required at ordering

** Provide dimensions and leather type required at ordering




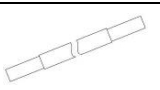



*** Leather is provided in raw pieces. Covers cut to size under special order only.

TEKNO BASKETS SPECIAL PARTS



ID	PICTURE	CAT. NR.	P/N	DESCRIPTION		
1		CT/1	CI-TK-0040	LONG SIDE HONEYCOMB PANEL 69 x 43 cm		
2		CT/2	CI-TK-0030	SHORT SIDE HONEYCOMB PANEL 49 x 90 cm		
3		CT/3	CI-TK-0205	EXTERNAL CYLINDER STRAP – 250cm*		
4		CT/4	--	TEKNO ROD COVER*		
5		CT/5	CI-TK-0207	EXTERNAL CYLINDER SUSPENSION STRAP		
6		CT/6	--	EXTERNAL CYLINDER SUPPORT BRACKET LEFT		
7		CT/7	--	EXTERNAL CYLINDER SUPPORT BRACKET RIGHT		
8		CT/8	MA-FE-0200	M6x40 ST STL HEX DRIVE SCREW		
9		CT/9	CR-C-0140	M6 ST STL WASHER		
10		CT/10	VE-C-0250	M6 ST STL AEROTITE LOCK NUT		
11		CT/11	--	CROSS TENSOR – BUCKLE END (FOR BOTH SHORT AND LONG SIDES)		
12		CT/12	--	CROSS TENSOR SHORT		
13		CT/13	--	CROSS TENSOR LONG		

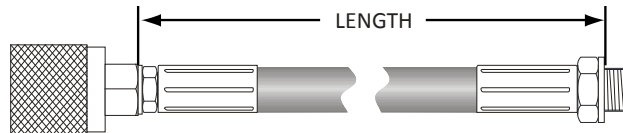


14		CT/14	--	INTERNAL CYLINDER CROSSED STRAPS WITH POCKET*		
15		CT/15	CI-04-0005	HANDLE ROPE LOOP		
16		CT/16	CI-C-0230	M6 x 12 ST STL CONICAL HEAD SCREW		
17		CT/17	CI-TK-0090	FLAT DRIVE M6 NUT ST STL – SPECIAL		
18		CT/18	CI-C-0040	NYLON ROD FOR TEKNO BASKET - STD		
19		CT/19	CI-C-0180	M5 SQUARE NECK BOLT FOR RUNNER		
20		CT/20	CR-C-0130	M5 PLAIN WASHER FOR RUNNER		
21		CT/21	CI-C-0998	M5 SELF-LOCKING NUT FOR RUNNER		
--		CT/22	SL-C-0060	ST STL 900kg MAILLON (7mm)		

* Indicate colour at ordering

SECTION 4. HOSES AND FITTINGS

Special care should be taken when ordering fuel hoses, due to the variety of dimensions and couplings. It is strongly recommended to measure the existing hose as shown below and provide the right Part Number.




In general terms, standard length of liquid hoses is of 2.5m, where long hoses are 3.0m. Vapor hoses are 2.2m (standard) or 2.8 (long). These dimensions are approximate.

Note: most of the hoses can be ordered without connectors (bare). These are supplied together with the spare bonded washers required, if applicable.

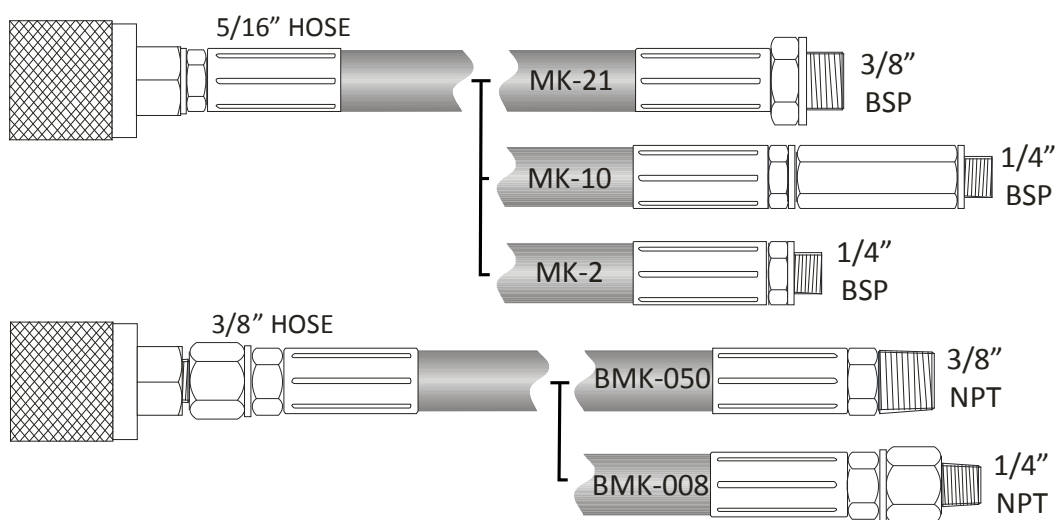
VAPOR HOSES

ID	PICTURE	CAT. NR.	P/N	DESCRIPTION		
--		HF-17A	CR-06-0231	MK10 / MK2 / MK21 LEGRIS STD (2.2m)		
--		HF-18A	CR-06-0232	MK10 / MK2 / MK21 LEGRIS LONG (2.8m)		
--		HF-17B	CR-06-0233	MK10 / MK2 / MK21 TEMA STD (2.2m)		
--		HF-18B	CR-06-0234	MK10 / MK2 / MK21 TEMA LONG (2.8m)		



LIQUID HOSES - REGO CONNECTOR

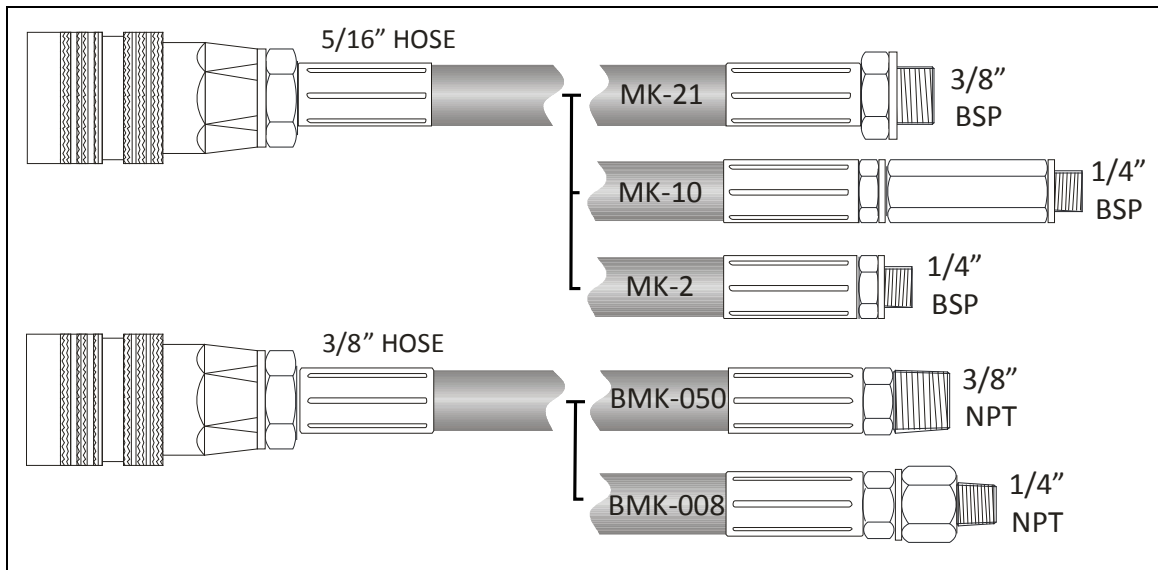
ID	PICTURE	CAT. NR.	P/N	DESCRIPTION		
--	--	HF-11	CR-06-0247	MK10 / MK2 STD + CONNECTOR		
--	--	HF-15	CR-06-0241	MK10/MK2 STD (HOSE ONLY)		
--	--	HF-12	CR-06-0248	MK10 / MK2 LONG + CONNECTOR		
--	--	HF-16	CR-06-0243	MK10/MK2 LONG (HOSE ONLY)		
--	--	HF-03	CR-06-0268	MK21 STD + CONNECTOR		





--	--	HF-07	CR-06-0236	MK21 STD (HOSE ONLY)		
--	--	HF-04	CR-06-0269	MK21 LONG + CONNECTOR		
--	--	HF-08	CR-06-0267	MK21 LONG (HOSE ONLY)		
--	--	HF-43	CR-06-0283	BMK008 STD + CONNECTOR		
--	--	HF-55	CR-06-0281	BMK008 STD (HOSE ONLY)		
--	--	HF-57	CR-06-0284	BMK008 LONG + CONNECTOR		
--	--	HF-56	CR-06-0282	BMK008 LONG (HOSE ONLY)		
--	--	HF-41	CR-06-0295	BMK050 STD + CONNECTOR		
--	--	HF-46	CR-06-0237	BMK050 STD (HOSE ONLY)		
--	--	HF-66	CR-06-0296	BMK050 LONG + CONNECTOR		
--	--	HF-65	CR-06-0294	BMK050 LONG (HOSE ONLY)		

LIQUID HOSES – TEMA 3810 / FASTFLAT CONNECTOR



ID	PICTURE	CAT. NR.	P/N	DESCRIPTION		
--	--	HF-09	CR-06-0259	MK10/MK2 STD + CON. TEMA		
--	--	HF-19B	CR-06-0264	MK10/MK2 STD + CON. FASTFLAT		
--	--	HF-13	CR-06-0249	MK10/MK2 STD (HOSE ONLY) TEMA		
--	--	HF-19A	CR-06-0262	MK10/MK2 STD (HOSE ONLY) FASTFLAT		
--	--	HF-10	CR-06-0261	MK10/MK2 LONG + CON. TEMA		
--	--	HF-20B	CR-06-0266	MK10/MK2 LONG + CON. FASTFLAT		
--	--	HF-14	CR-06-0254	MK10/MK2 LONG (HOSE ONLY) TEMA		
--	--	HF-20A	CR-06-0263	MK10/MK2 LONG (HOSE ONLY) FASTFLAT		
--	--	HF-01	CR-06-0271	MK21 STD + CONNECTOR TEMA		
--	--	HF-49	CR-06-0275	MK21 STD + CONNECTOR FASTFLAT		
--	--	HF-05	CR-06-0235	MK21 STD (HOSE ONLY) TEMA		
--	--	HF-47	CR-06-0273	MK21 STD (HOSE ONLY) FASTFLAT		
--	--	HF-02	CR-06-0272	MK21 LONG + CONNECTOR TEMA		
--	--	HF-50	CR-06-0276	MK21 LONG + CONNECTOR FASTFLAT		
--	--	HF-06	CR-06-0270	MK21 LONG (HOSE ONLY) TEMA		
--	--	HF-48	CR-06-0274	MK21 LONG (HOSE ONLY) FASTFLAT		
--	--	HF-42	CR-06-0287	BMK008 STD + CONNECTOR TEMA		
--	--	HF-63	CR-06-0291	BMK008 STD + CONNECTOR FASTFLAT		
--	--	HF-58	CR-06-0285	BMK008 STD (HOSE ONLY) TEMA		
--	--	HF-61	CR-06-0289	BMK008 STD (HOSE ONLY) FASTFLAT		
--	--	HF-60	CR-06-0288	BMK008 LONG + CONNECTOR TEMA		

--	--	HF-64	CR-06-0292	BMK008 LONG + CONNECTOR FASTFLAT		
--	--	HF-59	CR-06-0286	BMK008 LONG (HOSE ONLY) TEMA		
--	--	HF-62	CR-06-0290	BMK008 LONG (HOSE ONLY) FASTFLAT		
--	--	HF-40	CR-06-0299	BMK050 STD + CONNECTOR TEMA		
--	--	HF-71	CR-06-0303	BMK050 STD + CONNECTOR FASTFLAT		
--	--	HF-45	CR-06-0238	BMK050 STD (HOSE ONLY) TEMA		
--	--	HF-69	CR-06-0301	BMK050 STD (HOSE ONLY) FASTFLAT		
--	--	HF-68	CR-06-0300	BMK050 LONG + CONNECTOR TEMA		
--	--	HF-72	CR-06-0304	BMK050 LONG + CONNECTOR FASTFLAT		
--	--	HF-67	CR-06-0298	BMK050 LONG (HOSE ONLY) TEMA		
--	--	HF-70	CR-06-0302	BMK050 LONG (HOSE ONLY) FASTFLAT		









LIQUID HOSES – TEMA 5100

ID	PICTURE	CAT. NR.	P/N	DESCRIPTION		
--	--	HF-53	CR-06-0246	MK21 STD + CONNECTOR		
--	--	HF-51	CR-06-0245	MK21 STD (HOSE ONLY)		

FITTINGS AND ACCESSORIES

ID	PICTURE	CAT. NR.	P/N	DESCRIPTION		
--		HF-19	CR-06-0070	REGO TYPE 7141F HOSE CONNECTOR (FEMALE)		
--		HF-20	CR-06-0075	REGO 7141F HOSE DUST CAP		
--		HF-21	CR-06-0080	TEMA TYPE 3810 HOSE CONNECTOR (FEMALE)		
--		HF-22	CR-06-0220	TEMA TYPE 3816 HOSE DUST CAP		
--		HF-23	MA-FE-0621	TEMA 3810 "O" SEAL INNER		
--		HF-24	MA-FE-0620	TEMA 3810 "O" SEAL OUTER		
--		HF-25	MA-FE-0600	3/8" BSP BONDED WASHER		
--		HF-27	CR-C-0661	REFUEL ADAPTOR REGO M x TEMA F		
--		HF-29	CR-C-0663	REFUEL ADAPTOR TEMA M x REGO F		
--		HF-30	CR-C-0664	REFUEL ADAPTOR REGO M x REGO M		



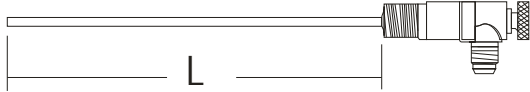



--		HF-31	CR-06-0020	1/4" BSP BONDED WASHER		
--		HF-32	CR-06-0100	VAPOUR CONNECTOR MALE		
--		HF-33	CR-06-0060	PRESSURE RING		
--		HF-34	CR-07-0160	CYLINDER INTERCONNECTION "T" HOSE - REGO		
--		HF-35	CR-06-0120	1/4" NPT MALE PRESSURE FITTING		
--		HF-38	CR-06-0205	1/4" NPT MALE FITTING LONG		
--		HF-44	CR-06-0260	3/8" BSP TO 1/4" NPT ST STL ADAPTOR		
--		HF-52	MA-FE-0604	1/2" BONDED WASHER (FOR TEMA 5100)		

SECTION 5. FUEL CYLINDERS


LIQUID VALVE

ID	PICTURE	CAT. NR.	P/N	DESCRIPTION		
--		C-1	CR-07-0030	REGO TYPE 7141M CONNECTOR		
--		C-2	CR-07-0035	REGO 7141M HOSE DUST CAP		
--		C-3	BO-FL-0045	REGO MALE INNER SEAL (ROUND)		
--		C-4	BO-FL-0040	REGO MALE OUTER SEAL (FLAT FACE)		
--		C-5	MA-FE-0600	3/8" BSP BONDED WASHER		
--		C-6	CR-07-0020	TEMA 3820 MALE CONNECTOR		
--		C-7	BO-FL-0140	TEMA 3820 DUST CAP (MALE)		
--		C-8	BO-FP-0130	ULTRAMAGIC LIQUID TAKE OFF VALVE (INCL. BLUE HANDLE)		
--		C-8B	--	LIQUID TAKE OFF VALVE BARE (HANDLE NOT INCLUDED)		
--		C-36	CR-C-0420	LIQUID TAKE OFF VALVE HANDLE (BLUE)		
--		C-36B	--	LIQUID TAKE OFF VALVE HANDLE (RED)		
--		C-37	CR-03-0030	ALLEN CONICAL SINK SCREW (HANDLE)		







BLEED VALVE / FIXED LIQUID LEVEL VALVE

ID	PICTURE	CAT. NR.	P/N	DESCRIPTION		
						
--		C-9	BO-C-0225 (20)	FIXED LIQUID LEVEL VALVE – M-20 L = 145mm		
--		C-10	BO-C-0225 (30)	FIXED LIQUID LEVEL VALVE – M-30 L = 151mm		
--		C-11	BO-C-0225 (40)	FIXED LIQUID LEVEL VALVE – M-40 L = 168mm		











--		--	--	FOR INTEGRATED TYPE REF. VAPOUR VALVE SECTION		
----	---	----	----	--	--	--

PRESSURE RELIEF VALVES (PRV)


ID	PICTURE	CAT. NR.	P/N	DESCRIPTION		
--		C-12	BO-C-0270	PRESSURE RELIEF VALVE – REGO, BRASS (VALVE ONLY, OLD STYLE)*		
--		C-13	BO-C-0285	PRESSURE RELIEF VALVE – TECVAL (VALVE ONLY)		
--		C-13B	--	PRESSURE RELIEF VALVE – TECVAL (COMPLETE, INCL. DEFLECTOR & CAP)		
--		C-14	BO-C-0100	PRESSURE RELIEF VALVE DEFLECTOR FITTING		
--		C-15	BO-C-0070	PRESSURE RELIEF VALVE DUST CAP		
--		--	--	FOR INTEGRATED TYPE REF. VAPOUR VALVE SECTION		

* Valves are delivered with Date engraved for service life control

CONTENTS GAUGE

ID	PICTURE	CAT. NR.	P/N	DESCRIPTION		
--		C-16	BO-C-0180	CONTENTS GAUGE FOR M-20 (INCL. GASKET AND DIAL)		
--		C-17	BO-C-0170	CONTENTS GAUGE FOR M-30 (INCL. GASKET AND DIAL)		
--		C-18	BO-C-0160	CONTENTS GAUGE FOR M-40 (INCL. GASKET AND DIAL)		
--		C-19A	BO-C-0136	DIAL ONLY FOR M-20 (SCREWS NOT INCLUDED)		
--		C-19B	BO-C-0137	DIAL ONLY FOR M-30 & M-40 (SCREWS NOT INCLUDED)		
--		C-20	BO-C-0080	M6x20 GAUGE ASSEMBLING SCREW (NOT VALID FOR WORTHINGTON)		
--		C-21	BO-C-0135	1.5mm STD GASKET		
--		C-21B	BO-C-0130	2.0mm GASKET (ONLY ROCHESTER –OLD– GAUGES)		

VAPOUR VALVE



ID	PICTURE	CAT. NR.	P/N	DESCRIPTION		
1		C-22A	BO-FP-0120 (20)	VAPOUR VALVE WITH PRV FOR M-20 L = 145mm		
2		C-22B	BO-C-0120 (30)	VAPOUR VALVE WITH PRV FOR M-30 L = 151mm		
3		C-22C	BO-C-0120 (40)	VAPOUR VALVE WITH PRV FOR M-40 L = 168mm		
4		C-24	BO-FP-0095	VAPOR REGULATOR STD (BULLFINCH)		
5		C-40	BO-FP-0086	3/8" BSP CCWISE (LEFT) LOCK NUT		
6		C-41	BO-FP-0085	1/4" BSP VAPOR CONNECTOR ADAPTOR		
7		C-25	BO-FP-0010	VAPOUR QUICK COUPLING LEGRIS - STANDARD		
8		C-25B	--	VAPOUR QUICK COUPLING TEMA 1300		

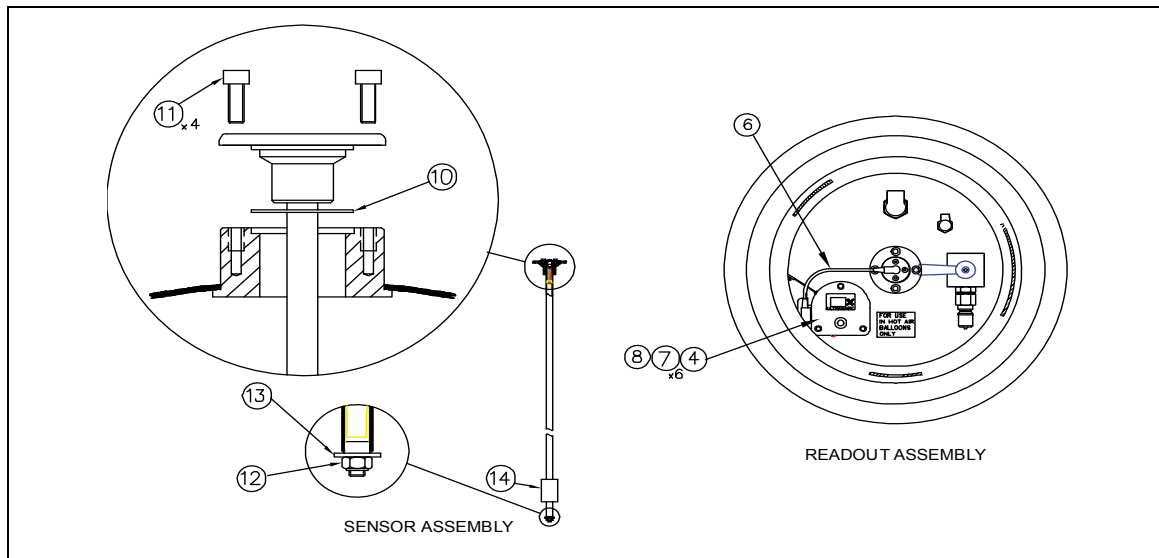
OTHERS

ID	PICTURE	CAT. NR.	P/N	DESCRIPTION		
--		AC-15	BO-C-0305	EXTENDED PURGE KIT WITH FILTER (3m)		
--		C-38	BO-C-0260	3/4" NPT BLANK PLUG (BRASS)		
--		C-39	BO-C-0250	1/4" NPT BLANK PLUG (BRASS)		



--	■	C-44	--	M-20 RED PADDED JACKET		
--	■	C-45	--	M-20 BLUE PADDED JACKET		
--	■	C-46	--	M-20 BLACK PADDED JACKET		
--	■	C-47	--	M-30 RED PADDED JACKET		
--	■	C-48	--	M-30 BLUE PADDED JACKET		
--	■	C-49	--	M-30 BLACK PADDED JACKET		
--	■	C-50	--	M-40 RED PADDED JACKET		
--	■	C-51	--	M-40 BLUE PADDED JACKET		
--	■	C-52	--	M-40 BLACK PADDED JACKET		

FUELTEK ASSEMBLY

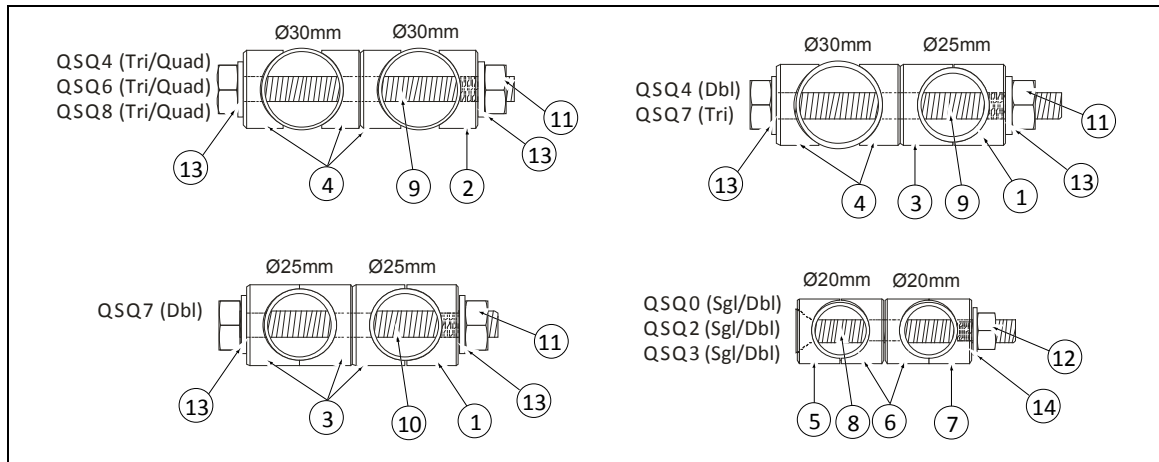


ID	PICTURE	CAT. NR.	P/N	DESCRIPTION		
--		FT/1	--	1.2m CHARGE CABLE		
--		FT/2	--	12V DC BATTERY CHARGER - EU PLUG (OTHER PLUGS UNDER REQUEST)		
--		FT/3	BO-NE-1000	CHARGE DISTRIBUTOR – 2 OUTPUTS		
4		FT/4	BO-NE-0020	PP3 SPECIAL RECHARGEABLE BATTERY		
--		FT/5	BO-NE-1100	AUXILIAR POWER ASSEMBLY (PP3 BATTERY NOT INCLUDED)		
6		FT/6	BO-NE-0040	2.5mm JACK LEAD		
7		FT/7	BO-NE-0080	PLASTITE SPECIAL SCREW		
8		FT/8	BO-NE-0050	POSITIONING HANDLE (THUMB WHEEL)		
--		FT/9	--	PADDED TRANSPORTATION BOX (FOR 2 READOUTS)		
10		FT/10	BO-C-0135	2mm GAUGE SEAL GASKET		
11		FT/11	BO-C-0080	M6x16 SENSOR ASSEMBLING SCREW		
12		FT/12	VE-C-0250	DIP TUBE END LOCK NUT		
13		FT/13	CR-03-0010	DIP TUBE END WASHER		
14		FT/14	BO-NE-0030	MAGNETIC FLOAT		




SECTION 6. BURNER FRAMES

SINGLE AND OLD STYLE BURNER FRAMES

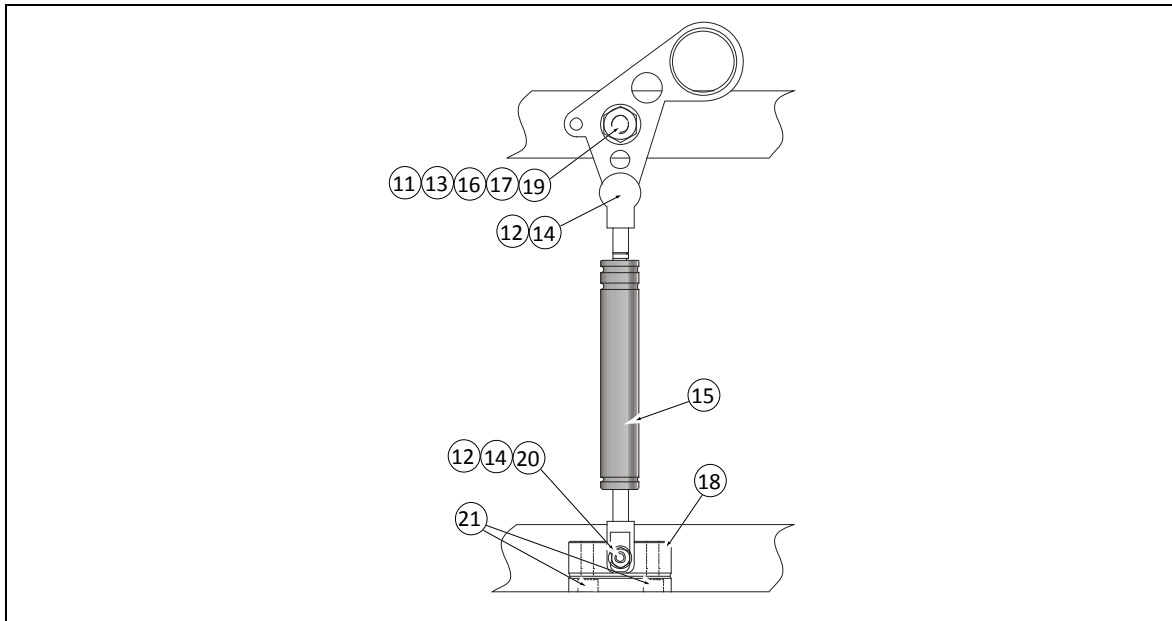


ID	PICTURE	CAT. NR.	P/N	DESCRIPTION		
1		LF-1	QU-C-0170	M10 BRASS GIMBAL SADDLE - 25mm TUBE - THREADED		
2		LF-1M	--	M10 BRASS GIMBAL SADDLE - 30mm TUBE - THREADED		
3		LF-2	QU-C-0150	M10 BRASS GIMBAL SADDLE - 25mm TUBE - PLAIN		
4		LF-2M	--	M10 BRASS GIMBAL SADDLE - 30mm TUBE - PLAIN		
5		LF-3	QU-C-0130	M8 BRASS GIMBAL SADDLE - 20mm TUBE - COUNTERSINK		
6		LF-4	QU-C-0140	M8 BRASS GIMBAL SADDLE - 20mm TUBE - PLAIN		
7		LF-5	QU-C-0160	M8 BRASS GIMBAL SADDLE - 20mm TUBE - THREADED		
8		LF-6	QU-C-0070	M8x70 ST STL CONICAL SINK SCREW		
9		LF-7	QU-C-0095	M10x100 ST STL BOLT		
10		LF-8	QU-C-0090	M10x90 ST STL BOLT		
11		LF-9	CR-03-0180	M10 COPPER LOCK NUT		
12		LF-10	CR-03-0190	M8 COPPER LOCK NUT		
13		LF-11	CR-C-0160	M10 ST STL PLAIN WASHER		
14		LF-12	MA-FE-0100	M8 ST STL PLAIN WASHER		



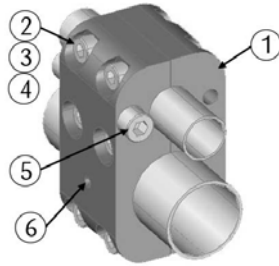
14		BU21/21/14	MA-FE-0840	M5 x 25 ST STL CAP HEAD SCREW		
----	---	------------	------------	-------------------------------	--	--







TRIPLE AND QUAD FRAME (CENTRE GIMBAL) ASSEMBLY



ID	PICTURE	CAT. NR.	P/N	DESCRIPTION		
11		LF-11	CR-C-0160	M10 ST STL WASHER DIN125		
12		LF-12	MA-FE-0100	M8 ST STL WASHER DIN125		
13		LF-9	CR-03-0180	M10 COPPER NUT		
14		LF-10B	VE-C-0260	M6 ST STL NUT DIN985		
15		LF-13	MA-FE-0890	TENSION GAS SPRING		
16		LF-14	QU-33-1112	35mm BRASS SADDLE (OUTER)		
17		LF-15	QU-33-1113	35mm ANTI-ROTATION BRASS SADDLE		
18		LF-16	QU-33-1117	GAS SPRING HORSESHOE		
19		LF-17	MA-FE-0305	M10x80 ST STL CONICAL SINK SCREW		
20		LF-18	MA-FE-0240	M8x30 ST STL CAP HEAD SCREW		
21		LF-19	BO-C-0080	M6x20 ST STL CAP HEAD SCREW		

HEATSHIELD PIVOTING BLOCK

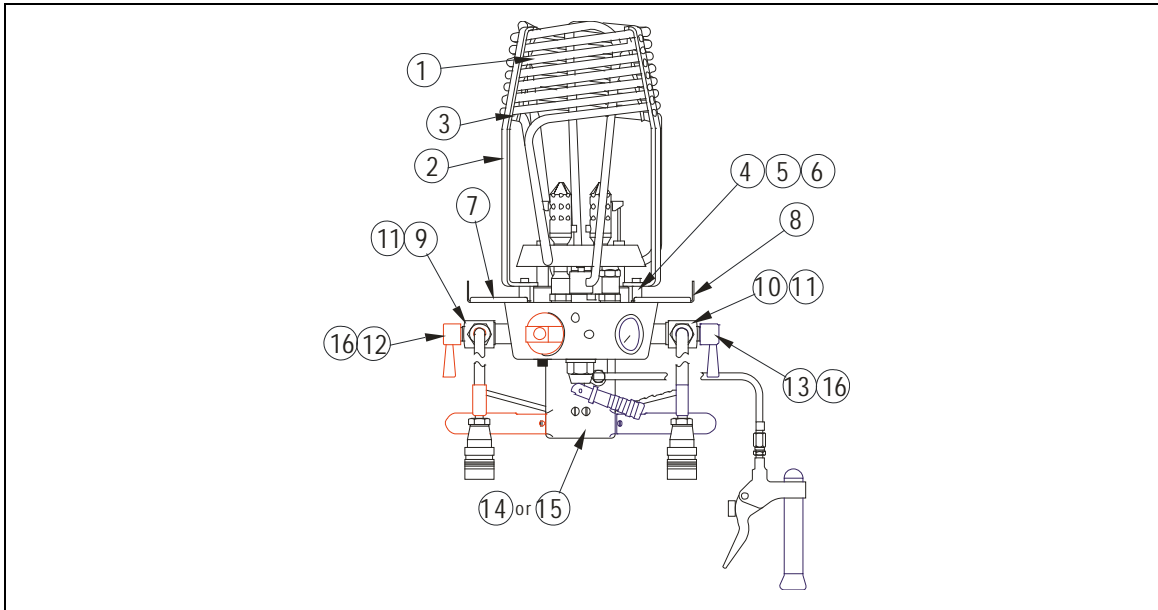


ID	PICTURE	CAT. NR.	P/N	DESCRIPTION		
1		LF-20	QU-30-1010	HALF BLOCK – ANODIZED ALUMINIUM		
2		LF-21	MA-FE-0200	M6 x 40 mm ST STL DIN912		
3		LF-22	MA-FE-0090	M6 ST STL WASHER DIN125		
4		LF-23	VE-C-0250	M6 ST STL NUT DIN985		
5		LF-24	MA-FE-0502	M6 x 6 mm GLUB SCREW		
6		LF-25	MA-FE-0170	ST STL ROTATION STOPPER M8 x 20 mm		





SECTION 7. SOLO & DUO BOTTOM ENDS

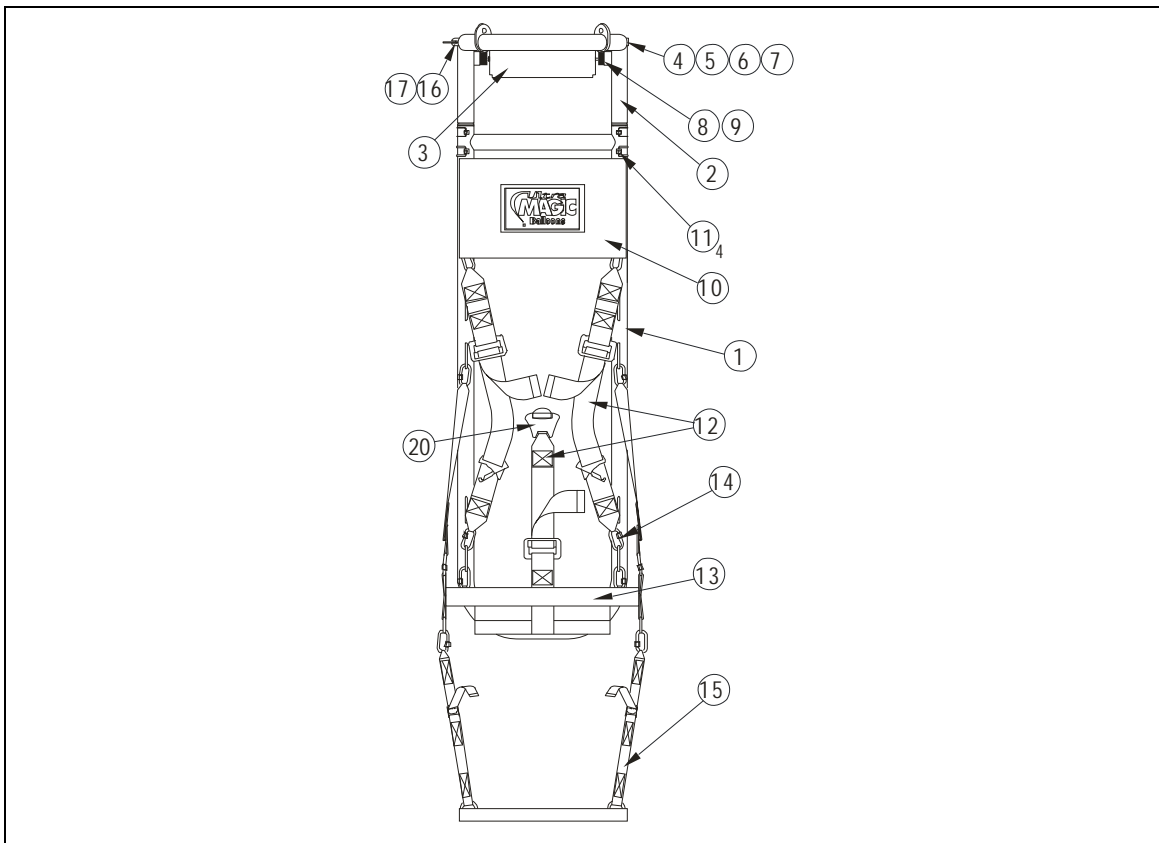
SOLO SINGLE BURNER CONFIGURATION











ID	PICTURE	CAT. NR.	P/N	DESCRIPTION		
1		SL/1/1	CR-25-0500	SOLO COIL ASSEMBLY - SHORT VERSION		
2		SL/1/2	CR-25-0513	SOLO COIL SUPPORT LONG (OUTER)		
3		SL/1/3	CR-25-0514	SOLO COIL SUPPORT SHORT (INNER)		
4		SL/1/4	CR-25-0012	COIL SUPPORT SPACER		
5		SL/1/5	MA-FE-0449	M6x30 ST STL CAP HEAD SCREW		
6		SL/1/6	MA-FE-0090	M6 ST STL PLAIN WASHER		
7		SL/1/7	CR-25-0010	BURNER MOUNTING BRACKET		
8		SL/1/8	CR-25-0011	BURNER MOUNTING BRACKET LONG		
9		SL/1/9	CR-25-0600	LEFT ISOLATION VALVE		
10		SL/1/10	CR-25-0700	RIGHT ISOLATION VALVE		
11		SL/1/11	MA-FE-0600	3/8" BONDED WASHER		
12		SL/1/12	CR-C-0430	LEFT ISOLATION VALVE HANDLE COLOR RED		
13		SL/1/13	BO-FP-0140	RIGHT ISOALTION VALVE HANDLE COLOR BLUE		

14		SL/1/14	CR-21-0312	HANDLE POST		
15	--	SL/1/15	CR-21-0320	HANDLE POST LONG - HYDRAULIC VERSION		
16		C-37	CR-03-0030	ALLEN CONICAL SINK SCREW (HANDLE)		

SOLO BOTTOM END CONFIGURATION

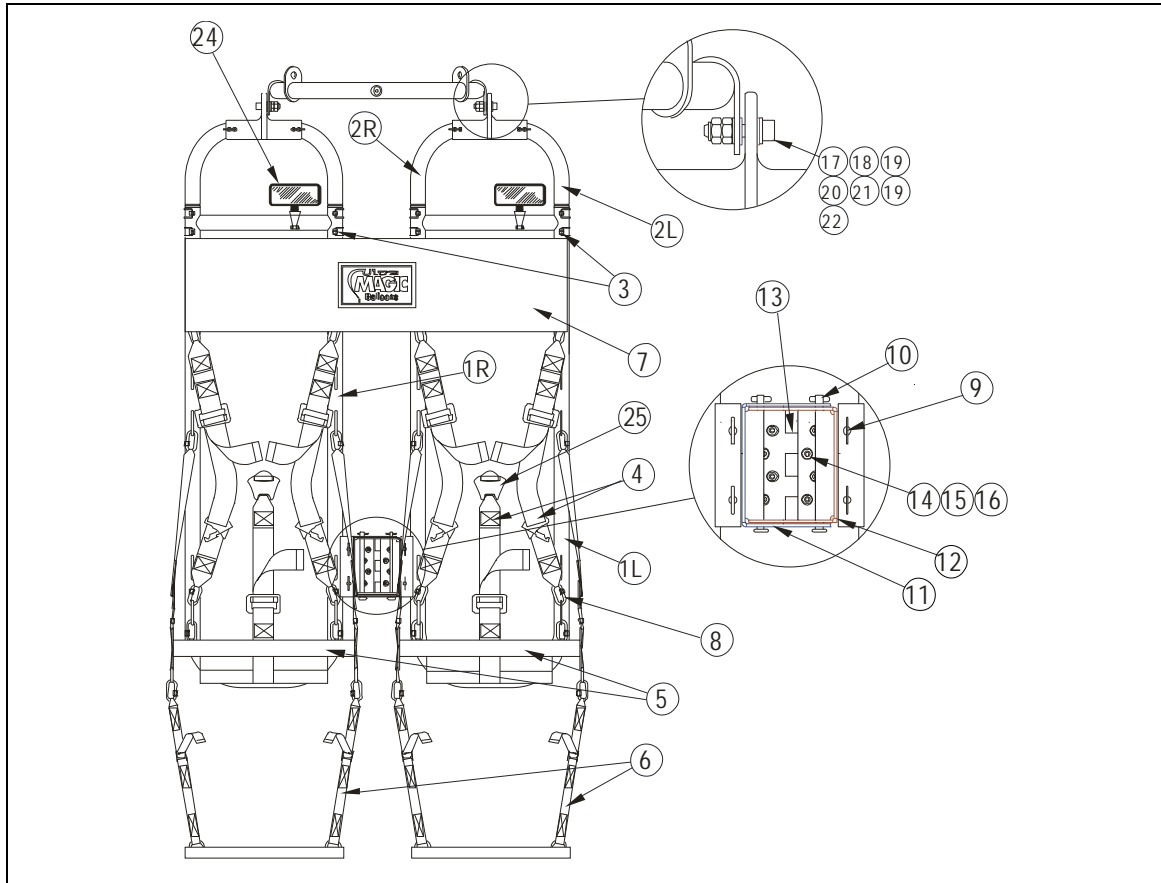


ID	PICTURE	CAT. NR.	P/N	DESCRIPTION		
1		SL/2/1	SL-A-0200	MAIN FRAME STRUCTURE		
2		SL/2/2	SL-1-0300	BURNER FRAME STRUCTURE		
3		SL/2/3	SL-A-0500	MIRROR ASSY		
4		SL/2/4	CR-03-0190	M8 COPPER LOCK NUT		
5		SL/2/5	VE-C-0270	M8 ST STL NUT		
6		SL/2/6	MA-FE-0100	M8 PLAIN WASHER ST STL		
7		SL/2/7	MA-FE-0270	M8x55 ST STL CAP HEAD SCREW		
8		SL/2/8	SL-C-0319	MIRROR SOCKET		



9		SL/2/9	MA-FE-0509	M6x10 ST STL CAP HEAD SCREW		
10	--	SL/2/10	SL-A-0600	SOLO HEAD REST ASSY		
11		SL/2/11	SL-C-0050	M8x95 CARBON STEEL LOCKING PIN		
12	--	SL/2/12	SL-A-0400	SOLO/DUO HARNESS ASSY		
13	--	SL/2/13	SL-A-1000	SOLO/DUO SEAT ASSY		
14		ENV C-5	EM-01-0120	5mm 450KG QUICK LINK		
15	--	SL/2/15	SL-A-0700	SOLO/DUO FOOT REST ASSY		
16		SL/2/16	SL-C-0317	BURNER LOCK PIN		
17		SL/2/17	SL-C-0010	SPRING TYPE D21730		
18		SL/2/18	SL-A-3200	SOLO MAIN FRAME BAG 15 x 115 x 40 cm		
19		SL/2/19	SL-A-3300	SOLO BURNER PADDED BAG 50 x 55 x 40 cm		
20		SL/2/20	SL-C-0403	HARNESS CENTRE BUCKLE		

DUO SEAT ASSY

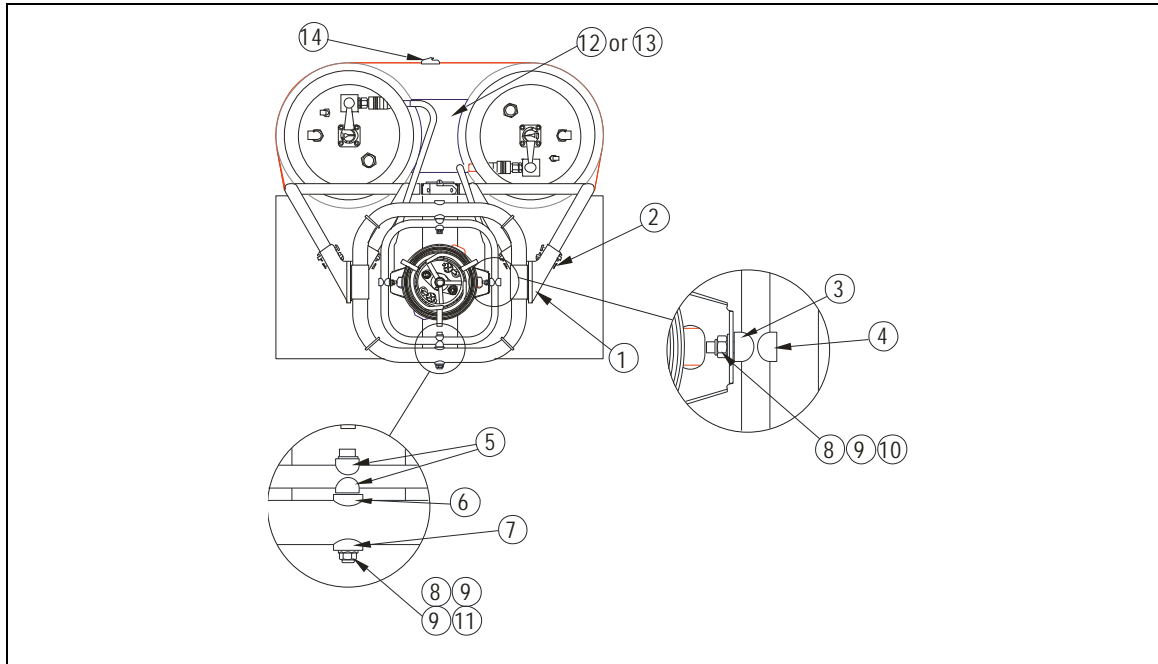


ID	PICTURE	CAT. NR.	P/N	DESCRIPTION		
1L		DU/3/1L	DU-A-0200	DUO MAIN FRAME ASSY - LEFT SIDE		
1R		DU/3/1R	DU-A-0100	DUO MAIN FRAM ASSY- RIGHT SIDE		
2L		DU/3/2L	DU-A-0600	INTERFACE TUBE ASSY - LEFT		
2R		DU/3/2R	DU-A-0500	INTERFACE TUBE ASSY - RIGHT		
3		DU/3/3	SL-C-0050	M8x95 CARBON STL LOCKING PIN		
4	--	DU/3/4	SL-A-0400	SOLO/DUO HARNESS ASSY		
5	--	DU/3/5	SL-A-1000	SOLO/DUO SEAT ASSY		
6	--	DU/3/6	SL-A-0700	SOLO/DUO FOOT REST ASSY		
7	--	DU/3/7	DU-A-0800	DUO HEAD REST ASSY		
8		DU/3/8	EM-01-0120	5mm 450KG QUICK LINK		
9	--	DU/3/9	DU-C-0025	50mm LOCK PIN ST STL		




10		DU/3/10	DU-C-0014	MODIFIED LOCK PIN ST STL - LONG		
11		DU/3/11	DU-C-0710	RIGHT HINGE BRACKET		
12		DU/3/12	DU-C-0711	LEFT HINGE BRACKET		
13		DU/3/13	DU-C-0713	HINGE ST STL		
14		DU/3/14	VE-C-0250	M6 ST STL NYLOC NUT		
15		DU/3/15	CR-03-0010	M6 ST STL PLAIN WASHER		
16		DU/3/16	CR-C-0240	M6x20 ST STL CONICAL SINK SCREW		
17		DU/3/17	MA-FE-0532	M10 COPPER LOCK NUT		
18		DU/3/18	QU-C-0110	M10 ST STL NUT		
19		DU/3/19	MA-FE-0100	M10 ST STL PLAIN WASHER		
20		DU/3/20	DU-C-0013	SUSPENSION BEARING SHORT		
21		DU/3/21	DU-C-0012	SUSPENSION BEARING LONG		
22		DU/3/22	MA-FE-0403	M10x45 ST STL CAP HEAD SCREW		
24	--	DU/3/24	DU-C-1110	MIRROR ASSY		
25		SL/2/20	SL-C-0403	HARNESS CENTRE BUCKLE		
--		DU/3/23	DU-A-3200	DUO MAIN FRAME BAG 30 x 115 x 40 cm		

DUO BURNER FRAME ASSY

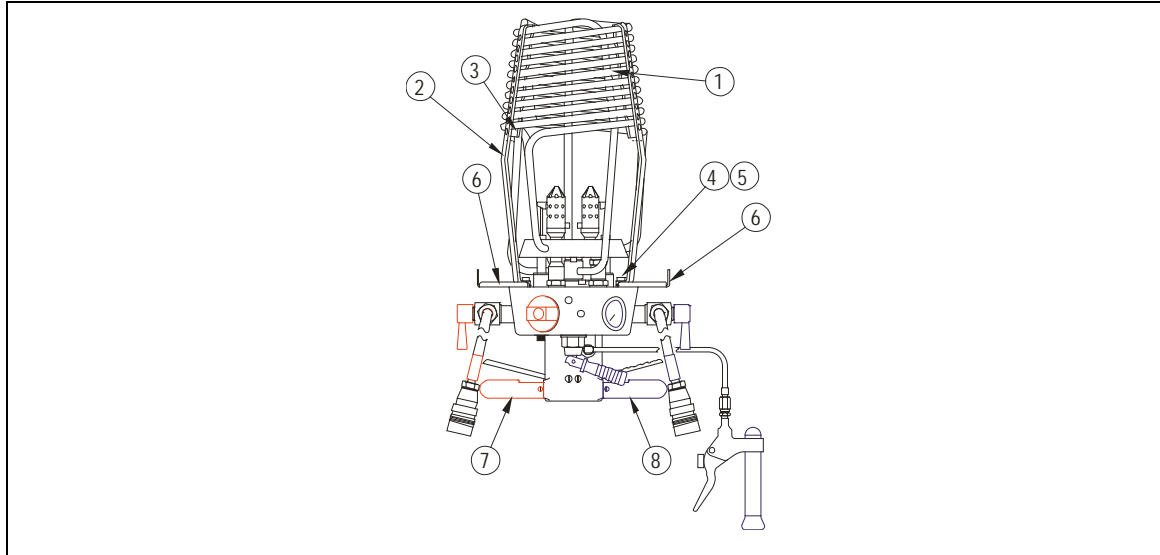


ID	PICTURE	CAT. NR.	P/N	DESCRIPTION		
1		DU/4/1	DU-C-0011	DUO SUSPENSION BLOCK		
2		DU/4/2	DU-C-0035	35MM LOCK PIN ST STL		
3		DU/4/3	QU-C-0160	M8 BRASS GIMBAL SADDLE THREADED		
4		DU/4/4	QU-C-0130	M8 BRASS GIMBAL SADDLE COUNTERSINK		
5		DU/4/5	QU-C-0140	M8 BRASS GIMBAL SADDLE PLAIN		
6		DU/4/6	QU-C-0150	M10 BRASS GIMBAL SADDLE PLAIN		
7		DU/4/7	QU-C-0170	M10 BRASS GIMBAL SADDLE THREADED		
8		DU/4/8	CR-03-0190	M8 COPPER LOCK NUT		
9		DU/4/9	MA-FE-0100	M8 ST STL PLAIN WASHER		
10		DU/4/10	QU-C-0050	M8x50 ST STL OCNICAL SINK SCREW		
11		DU/4/11	MA-FE-0300	M8x90 ST STL CAP HEAD SCREW		
12		DU/4/12	--	30KG CYLINDERS FOAM BLOCK SPACER		
13		DU/4/13	--	20KG CYLINDERS FOAM BLOCK SPACER		



14	--	DU/4/14	DU-C-0016	SPECIAL CYLINDER STRAP WITH BUCKLE		
15		DU/4/15	DU-A-3300	DUO BURNER BAG 68 x 55 x 48 cm		

DUO SINGLE BURNER CONFIGURATION



ID	PICTURE	CAT. NR.	P/N	DESCRIPTION		
1		DU/5/1	CR-26-0500	DUO COIL ASSY		
2		DU/5/2	CR-26-0513	DUO COIL SUPPORT LONG (OUTER)		
3		DU/5/3	CR-22-0514	COIL SUPPORT STANDARD (INNER)		
4		DU/5/4	MA-FE-0509	M6x10 ST STL CAP HEAD SCREW		
5		DU/5/5	MA-FE-0090	M6 ST STL PLAIN WASHER		
6		DU/5/6	CR-25-0010	BURNER MOUNTING BRACKET		
7		DU/5/7	CR-26-0013	LEFT HANDLE RED - SHORT VERSION		
8		DU/5/8	CR-26-0013	RIGHT HANDLE BLUE - SHORT VERSION		

SECTION 8. COLD INFLATION FANS

PROPELLERS AND HUBS

ID	PICTURE	CAT. NR.	P/N	DESCRIPTION		
--		F-6	VE-C-0320	3 BLADE IMPELLER - 9 & 13 hp fans		
--		F-7	VE-C-0310	3 BLADE IMPELLER - 5.5 hp fans		
--		F-25	VE-C-0285	3 BLADE IMPELLER - 3 hp fans		
--		F-8	VE-C-0020	BLADE IMPELLER - 9 & 13 hp fans		
--		F-9	VE-C-0010	BLADE IMPELLER - 5.5 hp fans		
--		F-26	--	BLADE IMPELLER - 3 hp fans		
--		F-10	VE-C-0500	BLADE BLANKING PLUG - 5.5, 9 and 13 hp fans		
--		F-27	--	BLADE BLANKING PLUG - 3 hp fans		
--		F-11	MA-FE-0142	M6X25 BLADE IMPELLER ALLEN SCREW		
--		F-12	MA-FE-0380	M6 BLADE IMPELLER NYLOC NUT		
--		F-30	--	CENTRE SCREW – 13 hp		
--		F-31	--	CENTRE SCREW – 9 hp		
--		F-32	--	CENTRE SCREW – 5.5 hp		
--		F-30W	--	TOOTH LOCK WASHER FOR 13 and 5.5 HP CENTRE SCREW		
--		F-31W	--	TOOTH LOCK WASHER FOR 9 HP CENTRE SCREW		
--		F-30V	--	CENTERING CAP – 5.5 HP		
--		F-31V	--	CENTERING CAP – 9 & 13 HP		
--	--	F-33	--	CENTRE SCREW – 3 hp		
--		F-34	--	PARALLEL KEY – 5.5 & 9 & 13 HP		










--	--	F-35	--	PLASTIC PIN FOR BLADE ANGLE SETUP		
----	----	------	----	-----------------------------------	--	--

CAGE







ID	PICTURE	CAT. NR.	P/N	DESCRIPTION		
--		F-13	VE-C-0400	FRONT GUARD 850mm (with screwed fittings and reinforced) – 9 & 13 hp fans		
--		F-14	VE-C-0390	FRONT GUARD 660mm - 5.5 hp fans		
--		F-28	VE-C-0385	FRONT GUARD 560mm - 3 hp fans		
--		F-15	VE-C-0410	BACK GUARD 870mm (with screwed fittings) – 9 & 13 hp		
--		F-16	VE-C-0420	BACK GUARD 680mm - 5.5 hp fans		
--		F-29	VE-C-0405	BACK GUARD 550mm - 3 hp fans		
--		F-17	MA-FE-0152	M6x40 HEX HEAD SCREW - ST STL CAGE FIXING		
--		F-18	CR-03-0010	M5 GUARDS PLAIN WASHER - ST STL		
--		F-19	VE-C-0250	M6 GUARDS NYLOC NUT -ST STL		
--		F-36	CR-C-0260	ST STL GUARDS JOINTING SCREW DIN912 M6x25		
--		F-37	VE-C-0530	ST STL GUARDS JOINTING WASHER DIN432		

ENGINE MOUNTING



ID	PICTURE	CAT. NR.	P/N	DESCRIPTION		
--		F-20	VE-C-0220	ENGINE MOUNTING M8x55 HEX DRIVE SCREW - ST STL		
--		F-21	VE-C-0460	15 mm RUBER MOUNT		
--		F-21L	VE-C-0461	30 mm RUBBER SILENT BLOCK (3hp FAN)		
--		F-22	MA-FE-0100	ENGINE MOUNTING M8 PLAIN WAHSER - ST STL		
--		F-23	VE-C-0270	ENGINE MOUNTING M8 NUT - ST STL		
--		F-24B	VE-C-0260	M8 GUARDS NYLOC NUT -ST STL		


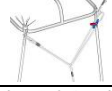
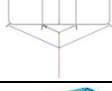




OTHERS

ID	PICTURE	CAT. NR.	P/N	DESCRIPTION		
--		F-1	VE-C-0470	FUEL TANK CAP		
--		F-2	VE-C0440	LARGE WHEEL - 9 & 13 hp fans		
--		F-3	VE-C-0430	LARGE WHEEL - 5.5 hp fans		
--		F-4	VE-C-0030	WHEELS HOLDER RING		
--		F-4B	VE-C-0630	GLUB SCREW FOR WHEELS HOLDER		
--		F-5	VE-C-0480	20mm FRAME TUBE END CAP		










SECTION 9. ACCESSORIES AND KITS

TETHERING

ID	PICTURE	CAT. NR.	P/N	DESCRIPTION		
--		AC-21	--	SINGLE TYPE QUICK RELEASE ASSEMBLY		
--		AC-22	--	Y-TYPE QUICK RELEASE ASSEMBLY		
--		AC-23	--	W-TYPE QUICK RELEASE ASSEMBLY		
--		AC-1	--	BONANNO QUICK RELEASE		
--		ENV C-1	EM-01-0140	KARABINER – STUBAI 3000kg		
--	--	AC-24	--	TETHERING STRAIGHT ROPE		
--	--	AC-25	--	Y-TYPE TETHERING ROPE		
--	--	AC-26	--	W-TYPE TETHERING ROPE		
--	--	AC-27	--	W-TYPE TETHERING RING		
--		AC-39	--	RAW TETHER ROPE 14mm		
--		AC-40	--	RAW TETHER ROPE 18mm		

MAINTENANCE KITS, CONSUMABLES AND TOOLS



ID	PICTURE	CAT. NR.	P/N	DESCRIPTION		
--		AC-11	AR-BO-0805	MK-21 TOOLS KIT BAG - 15 TOOLS		
--		AC-33	CR-C-3012	1.3mm ALLEN KEY		
--		AC-34	CR-C-3008	3mm MAGIC T-TYPE ALLEN KEY		
--		AC-35	CR-C-0335	SPECIAL KEY FOR MK-21 PIEZO		
--		AC-36	CR-C-0334	SPECIAL KEY FOR MK-21 MANOMETER		
--		AC-37	CR-C-3001	CIRCLIP PLIERS 140mm		

--		AC-12	AR-BO-0800	MK-21 SPARES KIT BOX		
--		AC-7	AR-BO-0799	MK-21 BASIC MAINTENANCE KIT		
--		AC-19	CR-C-2009	MOLYKOTE 111 COMPOUND GREASE (100ml)		
--		AC-38	CR-PP-0400	KRYTOX GREASE (SYRINGE 2.5 cm ³)		
--		AC-29	CR-C-2005	LOCTITE 222 SCREWLOCK 50 ml (VIOLET COLOR - SOFT)		
--		AC-30	CR-C-2002	LOCTITE 542 THREAD SEALER 50 ml (RED COLOR)		
--	--	AC-31	--	LOCTITE 638 SCREWLOCK 50 ml (GREEN COLOR - HARD)		
--		AC-17	EM-PT-0010	NYLON FABRIC GRAB TEST MACHINE		

OTHER ACCESSORIES

ID	PICTURE	CAT. NR.	P/N	DESCRIPTION		
--		AC-2	CR-02-0100	GAS REFUEL FILTER - GOK		
--		AC-3	CR-07-0145	GAS REFUEL FILTER WITH GLASS (INCL. HOSES)		
--		AC-4	BO-C-0010	TOP CYLINDERS PROTECTION - 30/40 kg		
--		AC-5	BO-C-0011	TOP CYLINDERS PROTECTION - 20 kg		
--		AC-6	AR-BO-0802	FIRST AID & FIRE EXTINGUISHER PADDED BAG (EMPTY)		
--		AC-8	AR-BO-0400	PILOT BAG - LARGE		
--		AC-9A	CI-C-0251	FIRE EXTINGUISHER - 1 kg - Aluminium		
--		AC-9B	CI-C-0252	FIRE EXTINGUISHER - 2 kg - Aluminium		
--		AC-10	CI-C-0910	PILOT SECURITY HARNESS		
--		AC-13	EM-C-0160	DROP LINE - 50m		
--		AC-14	EM-C-0150	DROP LINE - 25m		
--		AC-18	EM-04-0160	8 TO 4mm ROPE REDUCTION KNOT PROTECTION		



--		AC-32	--	8 TO 8mm ROPE KNOT PROTECTION		
--		AC-20	AR-BO-0730	LONG TIME BURNING SAFETY MACHES		